



Traffic Incident Management for the Baltimore Region (TIMBR) Committee

December 2, 2020



Agenda

1. Welcome and Self Introductions
2. Minutes from September 2, 2020
3. TIMBR Committee Activities Follow up
 - November 10 Virtual TIM Conference
 - FHWA TIM Self-Assessment
4. TIM Training Update
5. State and Local TIM Updates
 - State and Local TIM Updates
6. Other Business
 - 2021 meetings: March 3, June 2, September 1, December 1

November 10 Virtual TIM Conference

- Presentations and recording were emailed to TIMBR Committee
- About 60 people attended
- There is a need for additional and continued education of motorists on the need to stay alert and move over/slow down

Welcome

Gerald (JJ) Lynott Jr., Deputy Chief Safety Officer, Maryland Transit Administration & Co-Chair, Traffic Incident Management for the Baltimore Region Committee
The Honorable Stephen A. Wantz, Carroll County Commissioner

The Continuing Need for TIM Training

Jack Sullivan, Director of Training, Emergency Responder Safety Institute

Emergency responders continue to get struck at incident scenes, and the numbers are increasing. Jack Sullivan will talk about what's happening on the roads and why continued training is needed.

What Can You Do So Everyone Goes Home?

Scott Yinger, Director (Acting), Office of Transportation Mobility and Operations, MDOT SHA

All traffic incident responders play a part in staying safe. Scott Yinger will provide some ideas about what responders at every level and discipline can do.

Status of TIM Training in Maryland

Patrick Rooney, Training Manager, Office of Transportation Mobility and Operations, MDOT SHA

Like all states, Maryland has been tracking how many of our responders have been trained. Pat Rooney will provide an update on what training is available, how you can attend a course, or be an instructor.

Coming to a Road Near You – Connected/Automated Vehicles and Incident Response

Battalion Chief Christopher Schaetzly, Anne Arundel County Fire Department / Co-Chair MD CAV
Emergency Responder SubGroup
Roxane Mukai, Operations Engineer, Maryland Transportation Authority

For several years, we've been hearing about vehicles that can talk to each other and drive themselves. When will they be on our roads? What does this mean for traffic incident response? The presenters will address these questions and provide an update on activities in Maryland.

Closing Remarks

Raj Sharma, Electronic Engineer, Traffic Division, Baltimore City
Department of Transportation & Co-Chair, Traffic Incident Management
for the Baltimore Region Committee

FHWA TIM Self-Assessment – Potential Focus Topics

Question	Topic
4, 5	Programming and funding; SHSPs, TIPs, CTP
6 - 8	TIM training
9	Multi-discipline AARs: no state or region trigger, should we have one (e.g., based on the number of causalities, the minutes of delay, the number of secondary incidents, RITIS Score, etc.). CHART does AAR for incidents 30+ min. MATOC developing criteria for AAR using RITIS data. Presentation at future meeting on RITIS AAR template.
10 – 21	Performance measures – Roadway Clearance Time, Incident Clearance Time, Number of Secondary Crashes. Are agencies using RCT to determine response/staffing? SHA has requested to add RCT to ACRS; status? Do a query in ACRS for secondary crashes
22, 23	Authority Removal Law in place: its's policy not law; Driver Removal Law in place: state policy 20-103, need better enforcement on smaller roads
24	TIM education for public and elected officials
26	Safety service patrol coverage. Expand safety service patrol to Harford, QA, and Carroll Cos.
28 – 30	Tow deployment / resources / qualifications, Difficult to move beyond selecting tow companies by proximity; SHA/MSP incentive tow program on hold for now
33	Expedited crash procedures; MSP using drones, some improvement in this area, more needed
35	Back of queue warning. CHART trucks carrying back of queue warning signs; back of queue warning from Waze data? HAAS Alert?
36, 37	Safe vehicle positioning; most understand, not all follow; Emergency Lighting
39, 39a	Video sharing is 4, but more video coverage needed; CAD integration is low
40	Signal timing change policies: SOC added signal staff in SOC

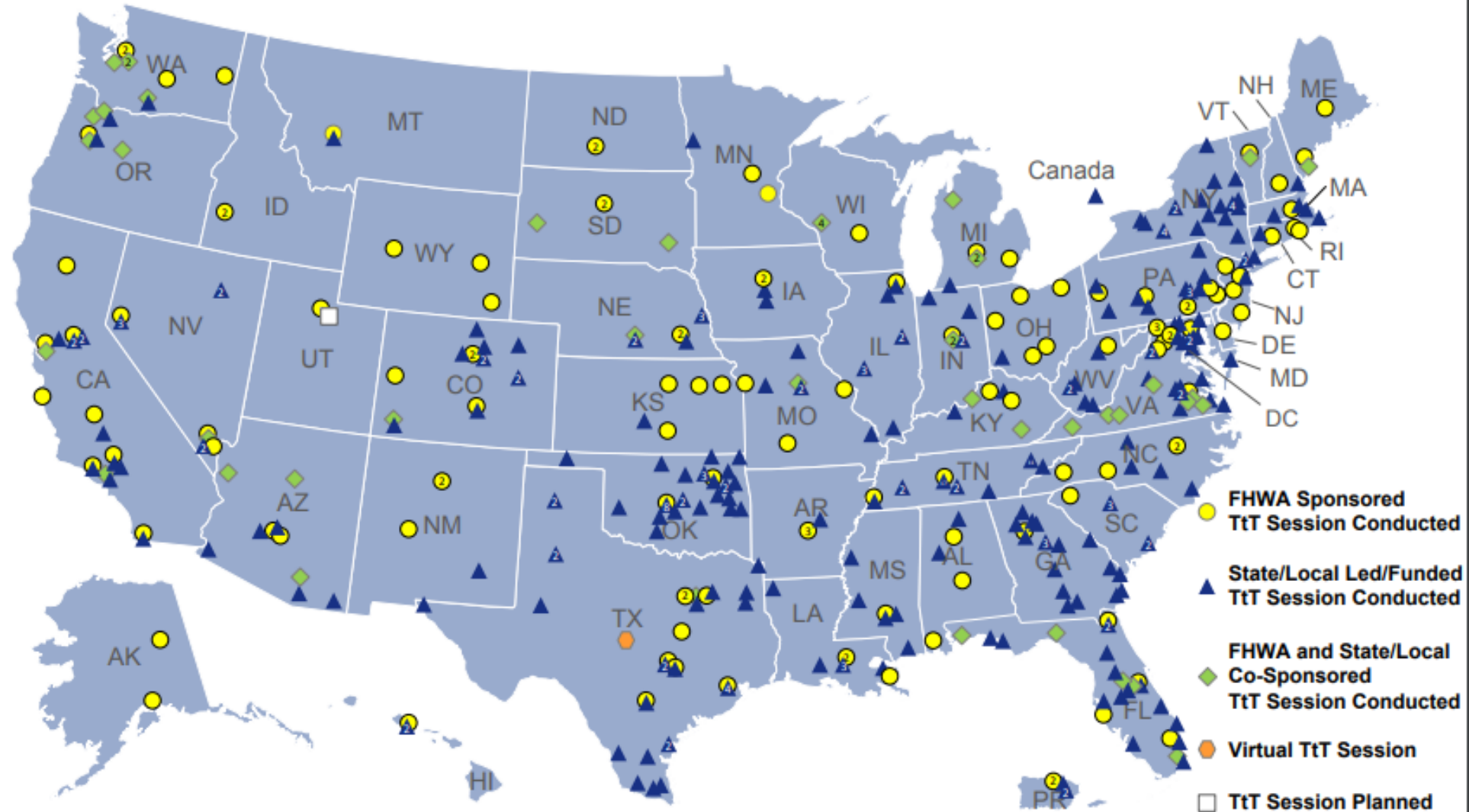
TIM Training Update

Date	Train-the-Trainer		Responder Training			Web-Based Training	Total Trained		Training Progress					
	Number of Sessions	Total Trained	Number of Sessions	Total Trained	Last Training Date		Number	Rank	Responders To Be Trained	Percent Trained	Rank			
3/23/2020	13	294	360	6,926	02/19/20	713	7,933	22	23,218	34.2%	33			
11/9/2020	14	300	365	6,992	11/8/2020	946	8,238	22	23,218	35.5%	32			
Responders Trained by Discipline														
Date	LE (10,860)		Fire/Rescue		Towing and Recovery		EMS		Transportation/PW		Other Disciplines		Trained	% Trained
	Trained	% Trained	Trained	% Trained	Trained	% Trained	Trained	% Trained	Trained	% Trained	Trained	% Trained		
3/23/2020	3,058	28.2%	3,364	63.9%	208	11.9%	413	11.2%	616	80.0%	274	31.4%	7,933	34.2%
11/9/2020	3,127	28.8%	3,568	67.8%	214	12.2%	427	11.5%	625	81.2%	277	31.7%	8,238	35.5%

TIM Training Program Implementation Progress

Train-the-Trainer (TtT) Sessions

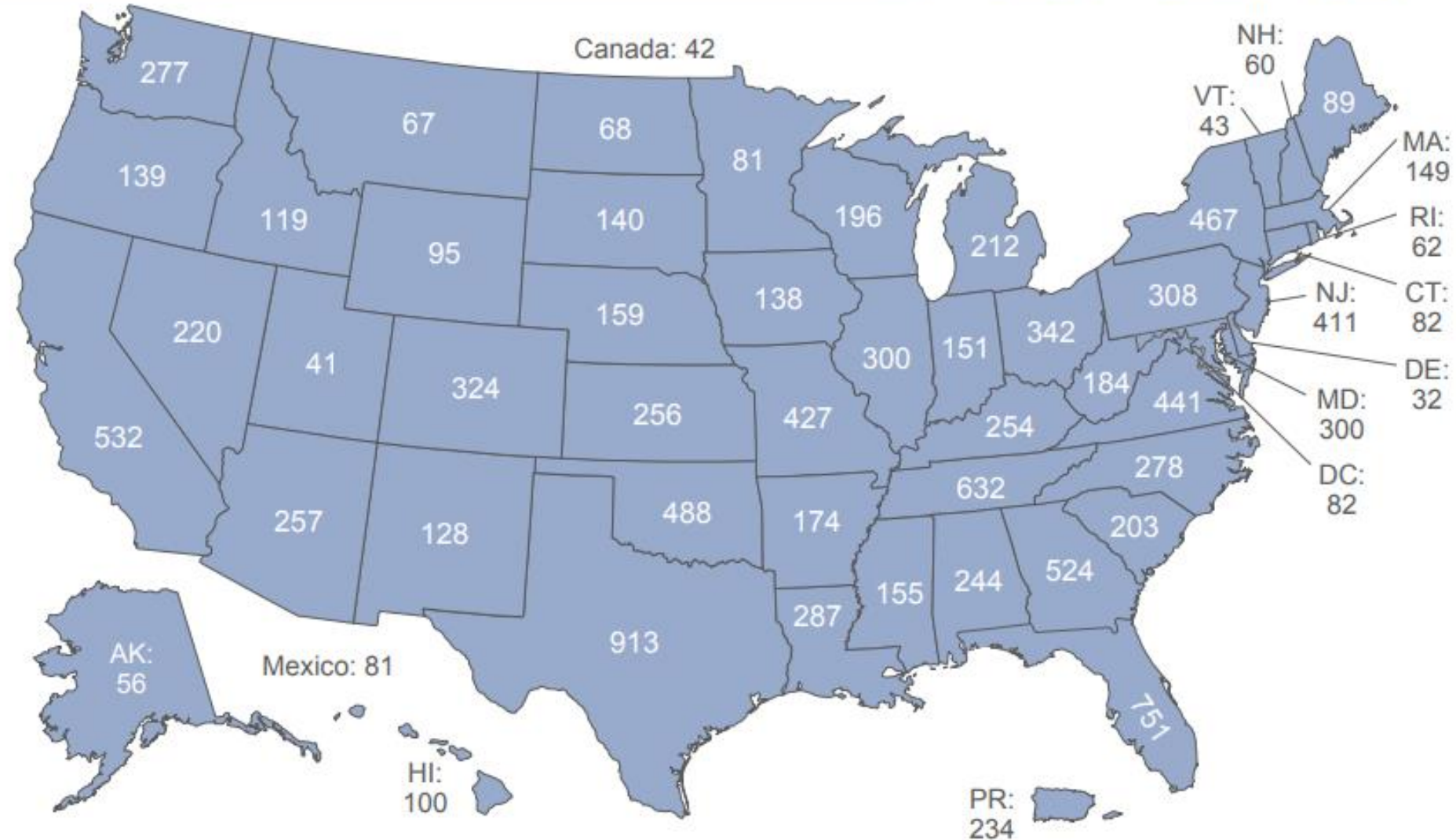
- As of November 9, 2020



TIM Training Program Implementation Progress

TtT Session Participants

- As of November 9, 2020

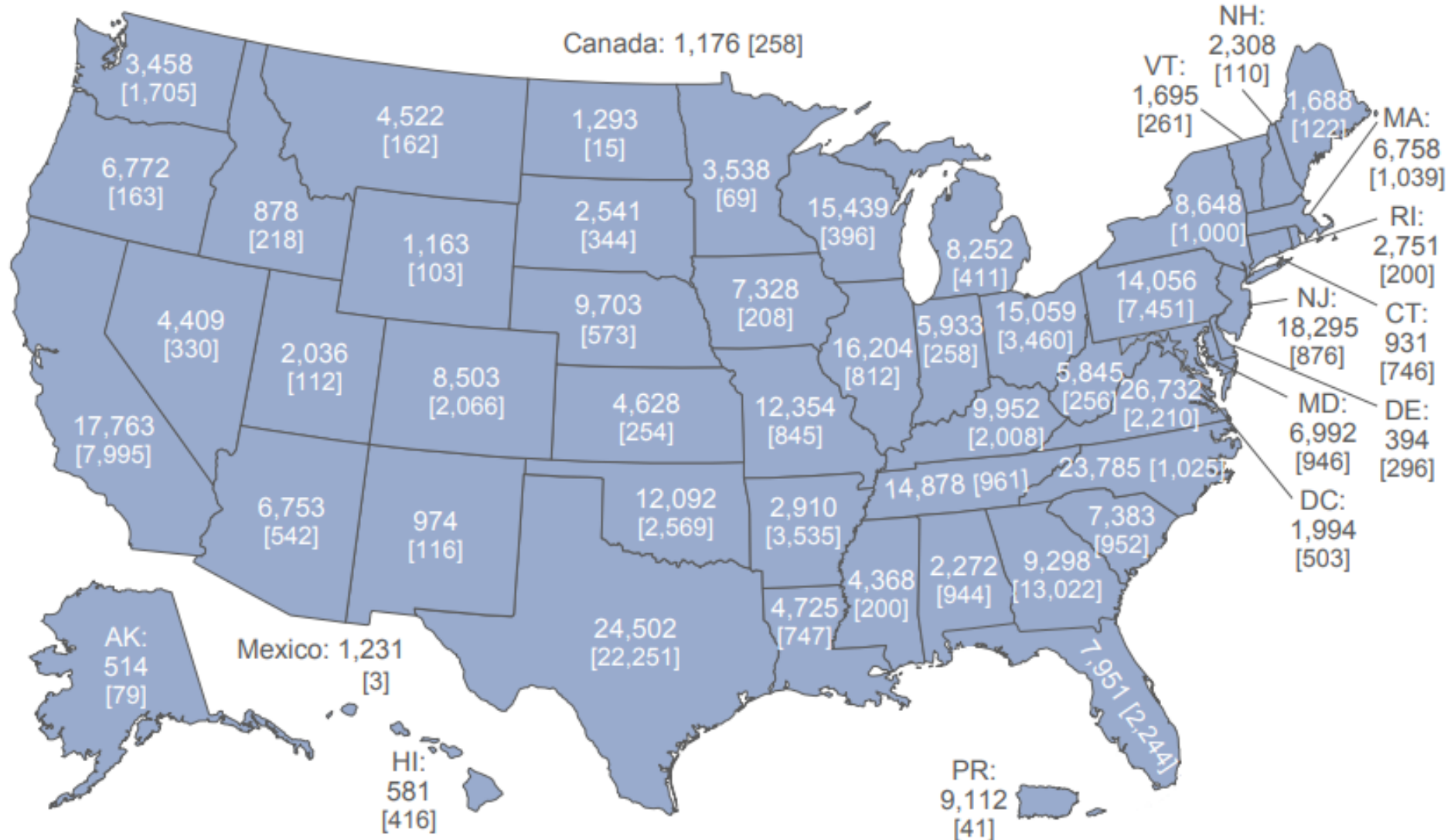


12,795 Number of Trainers Trained

TIM Training Program Implementation Progress

Responder Training: In-Person & WBT

- As of November 9, 2020

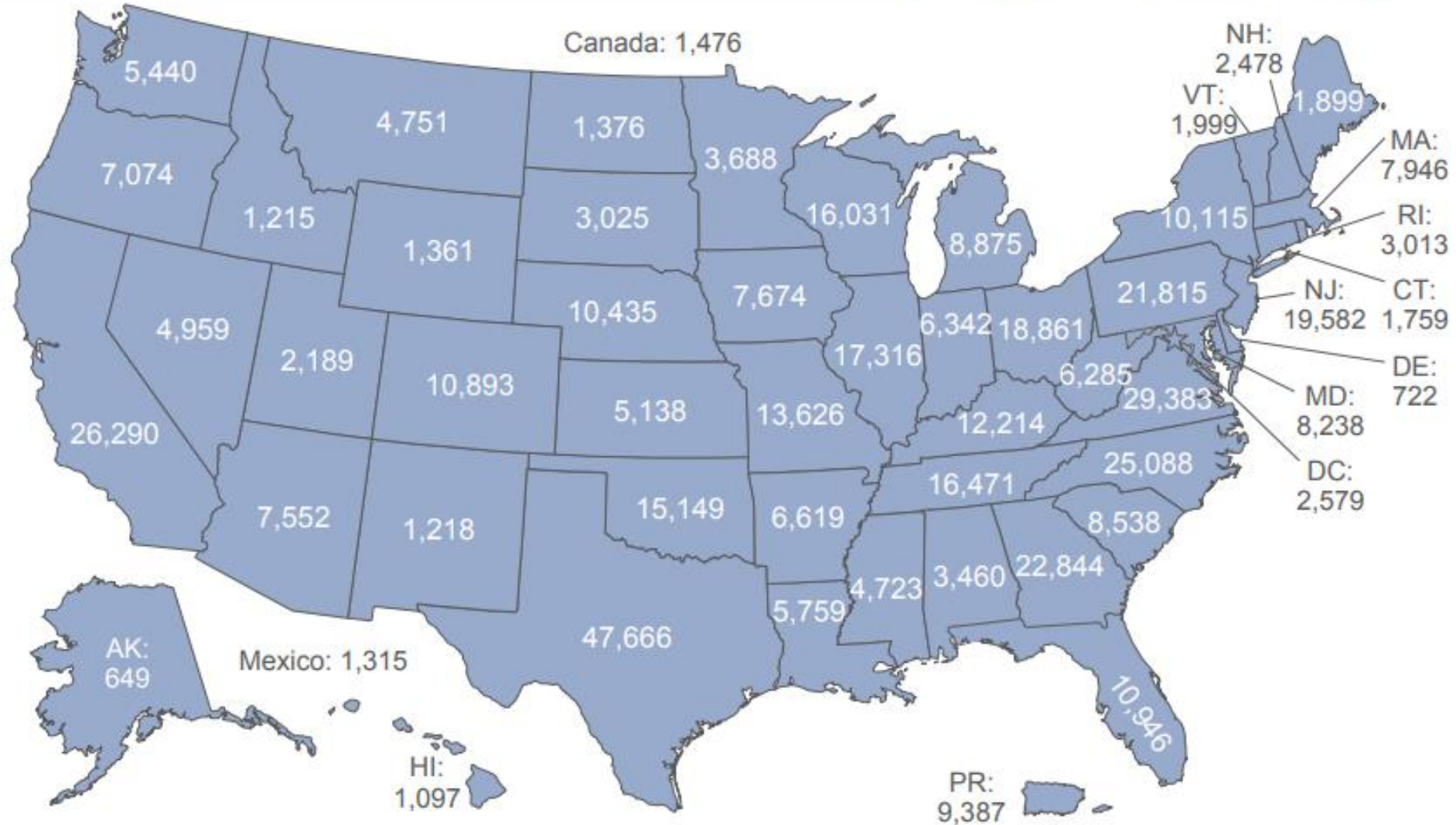


Number of Responders Trained: In-Person - **395,320** Web-Based Training (WBT) - **[88,428]**

TIM Training Program Implementation Progress

Total Trained

- As of November 9, 2020

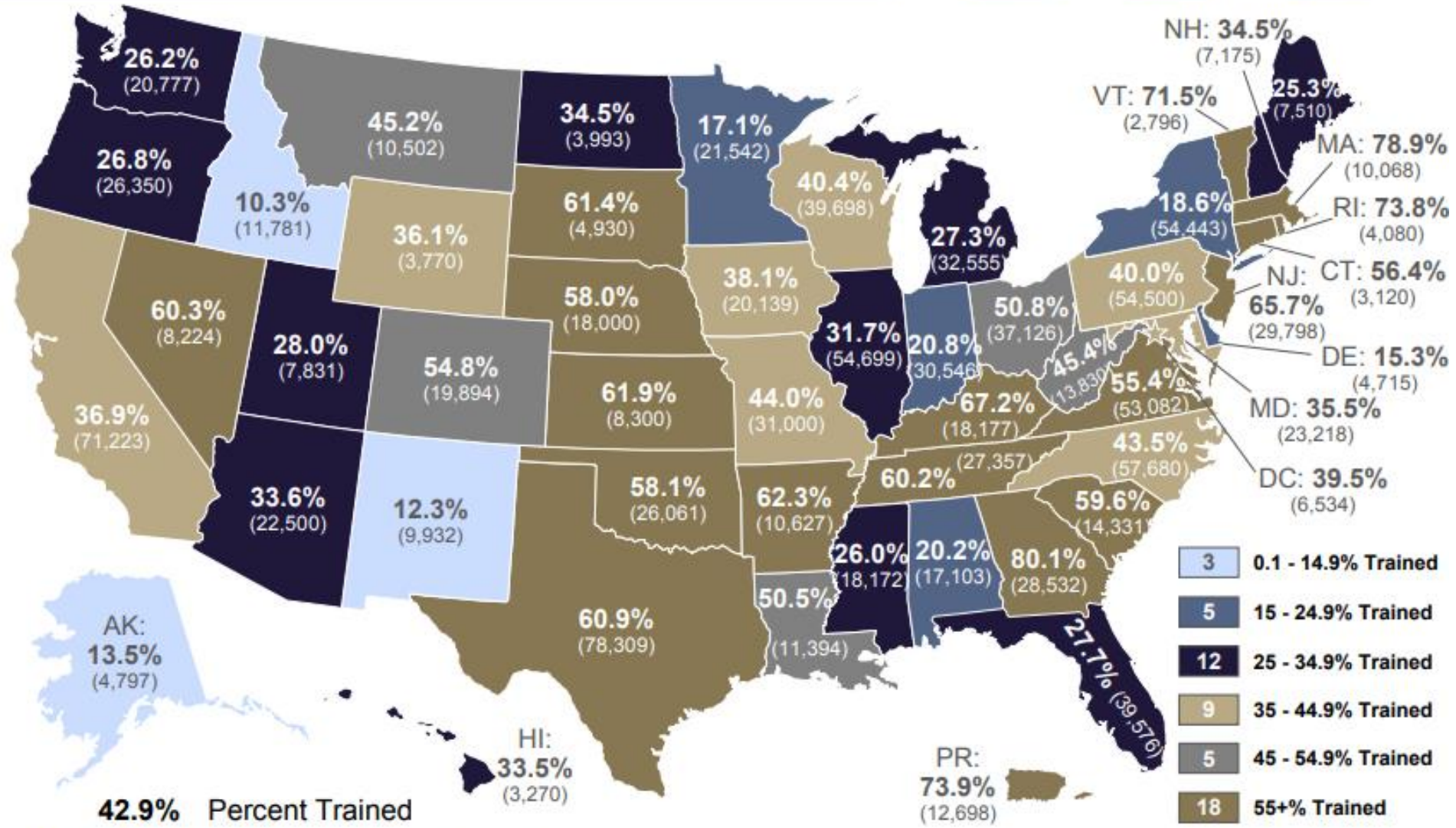


496,543 Total Trained

TIM Training Program Implementation Progress

Percent Trained – Goal of 45%

- As of November 9, 2020



42.9% Percent Trained
(1,158,265) Total Responders To Be Trained

- 0.1 - 14.9% Trained
- 15 - 24.9% Trained
- 25 - 34.9% Trained
- 35 - 44.9% Trained
- 45 - 54.9% Trained
- 55+% Trained

5. State and Local TIM Updates

- State and Local TIM Updates
- Upcoming and Planned Special Events

6. Other Business

- 2021 meetings:
 - March 3
 - June 2
 - September 1
 - December 1