



Overview of the 2026-2029 Transportation Improvement Program and Associated Air Quality Conformity


Technical Committee / Interagency Consultation Group

July 1, 2025

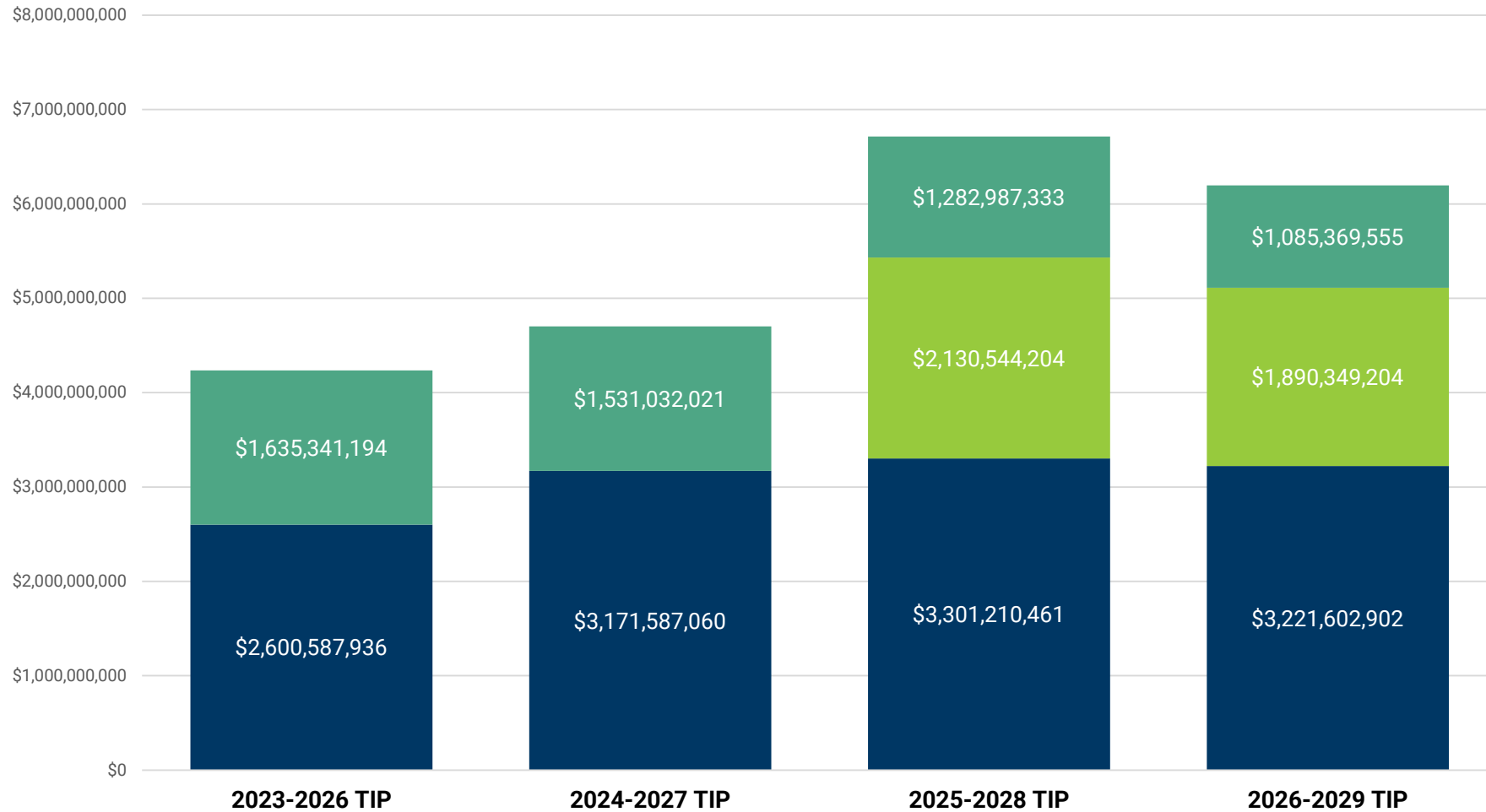


Overview of the 2026-2029 TIP

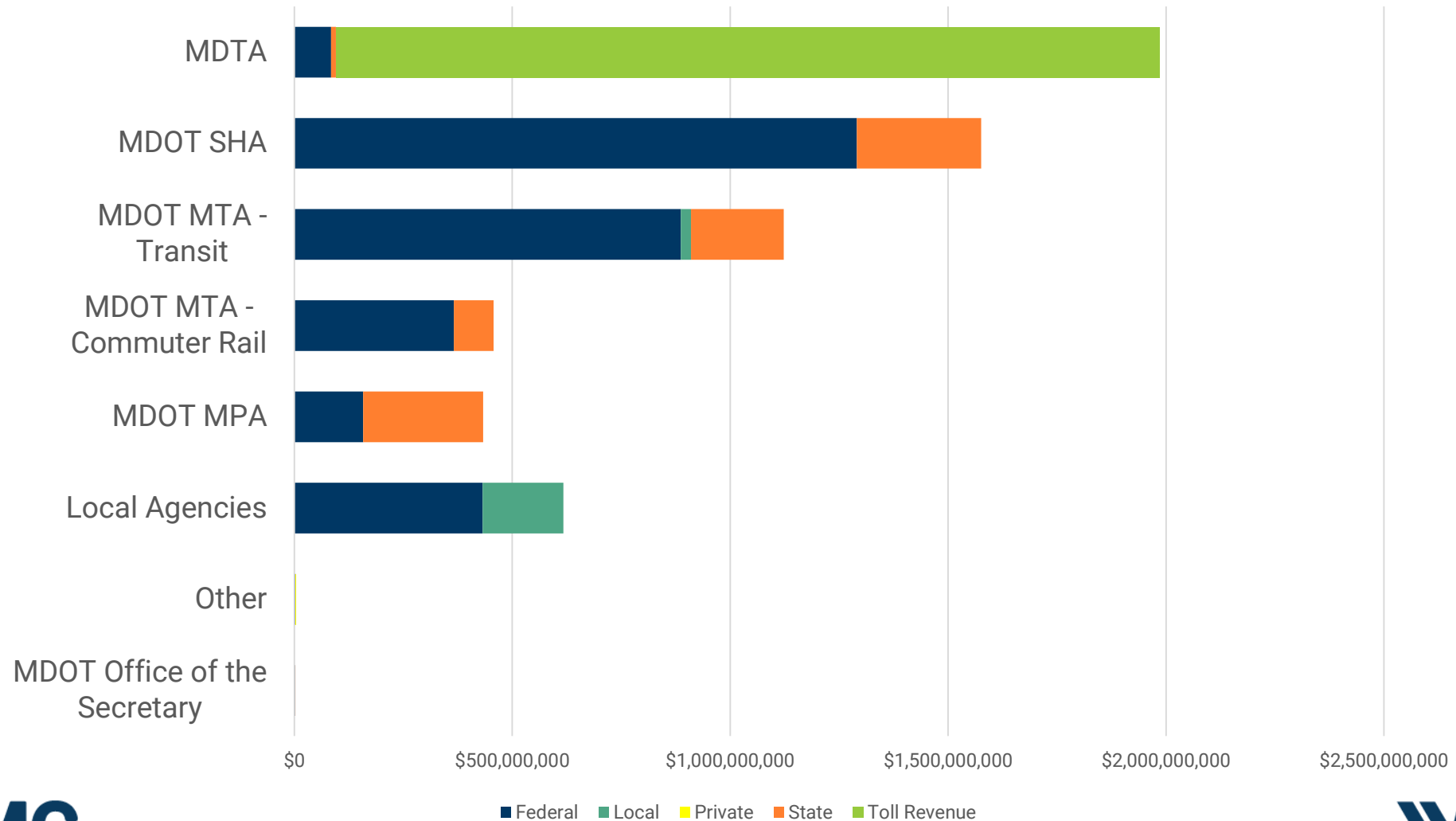
- **173 federally-funded and regionally significant projects**
 - 9 are new projects
- **\$6.2 billion in proposed federal, state, local, and toll funds**
 - \$3.22 billion federal; \$1.085 billion state/local
 - highway, transit, bicycle and a projects
 - maintaining, operating and expanding the transportation system
- **Projects support long-range transportation goals**
 - for example: safety, prosperity and economic opportunities and environmental responsibilities
- **Funding limited**
 - Programmed funds cannot exceed what is reasonably expected to be available from local, state, and federal sources



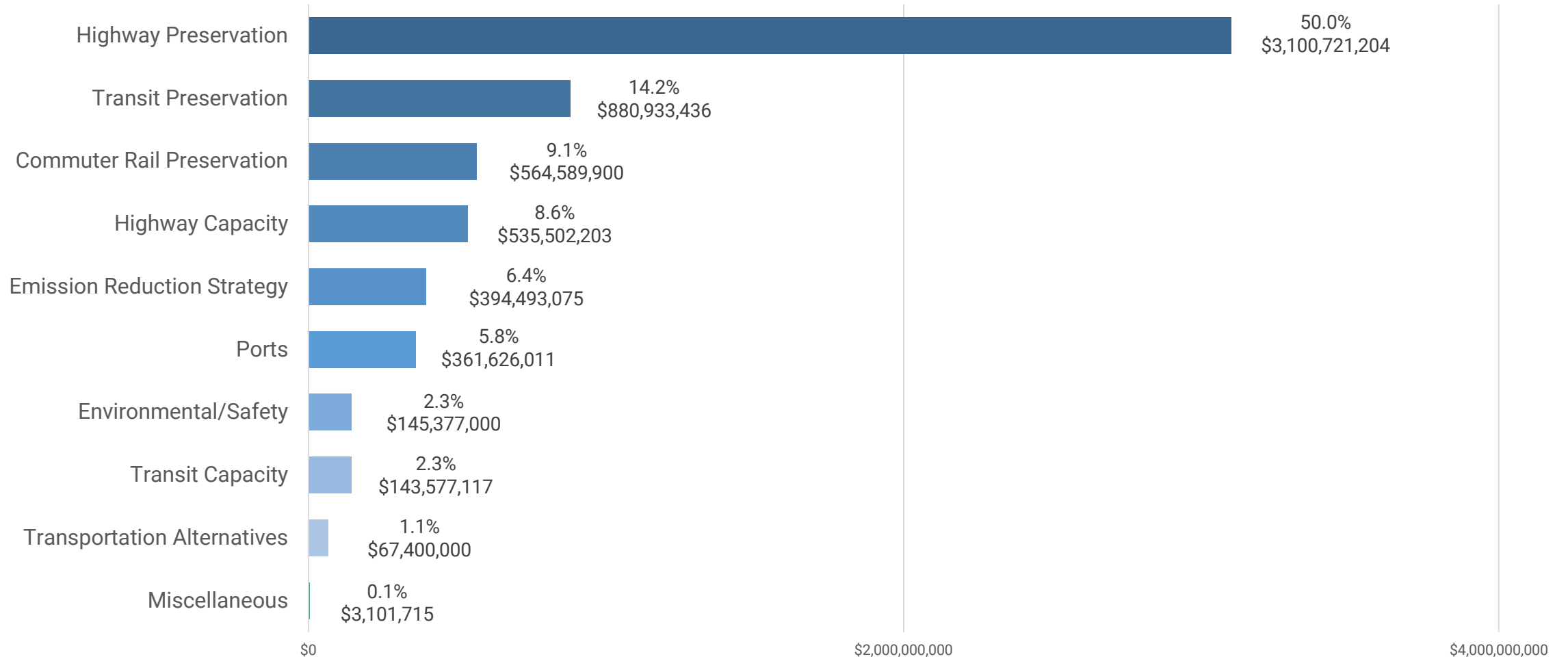
Funding in the 2026-2029 TIP



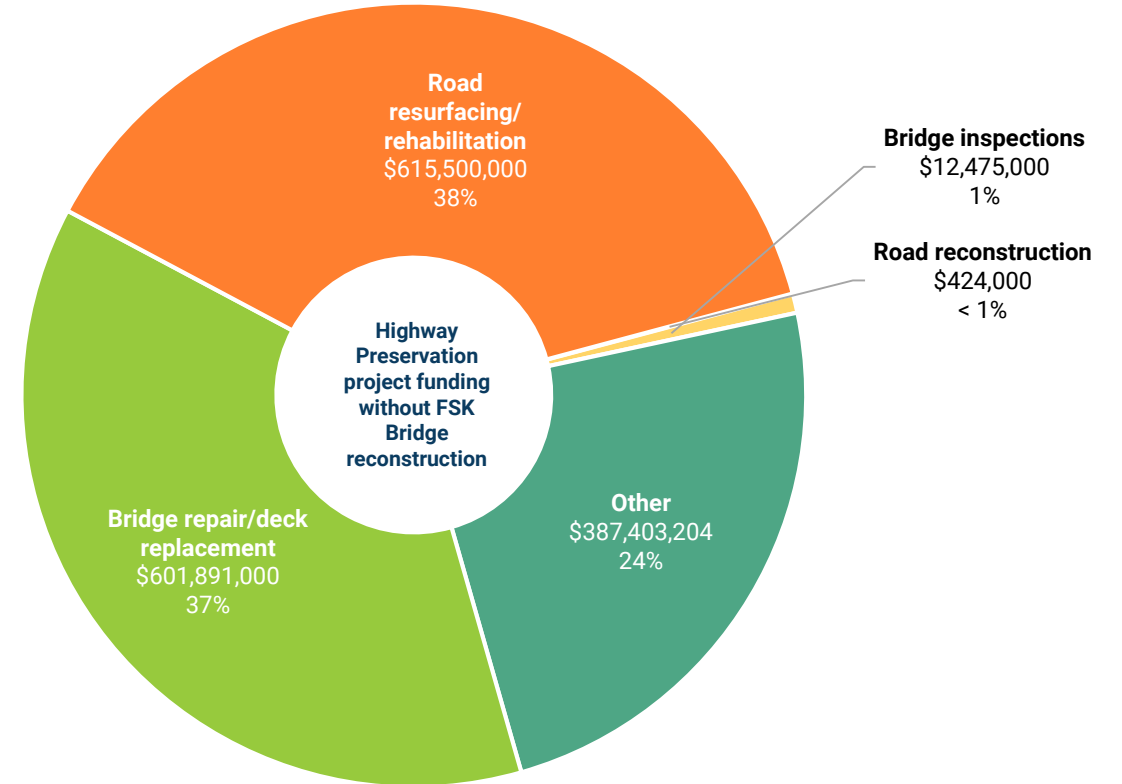
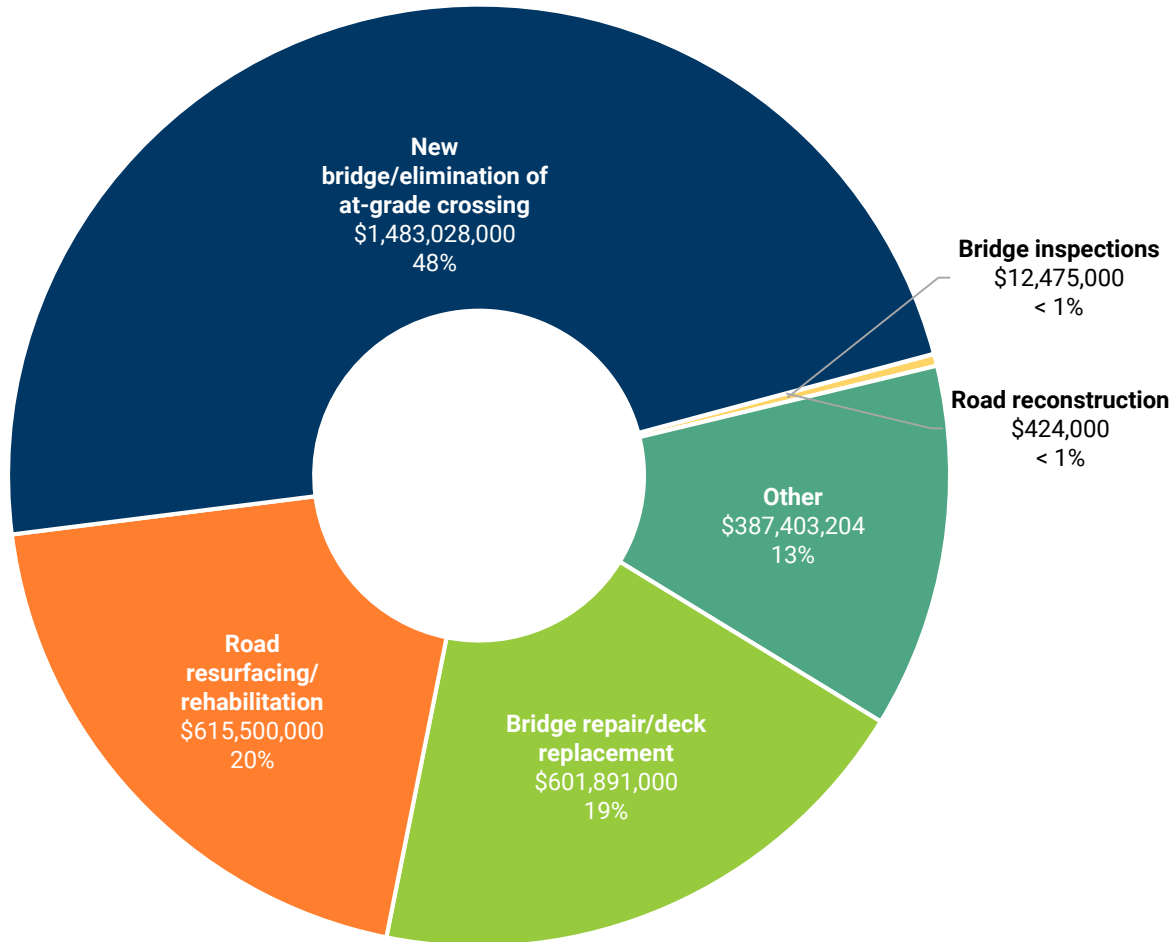
Funding in the 2026-2029 TIP



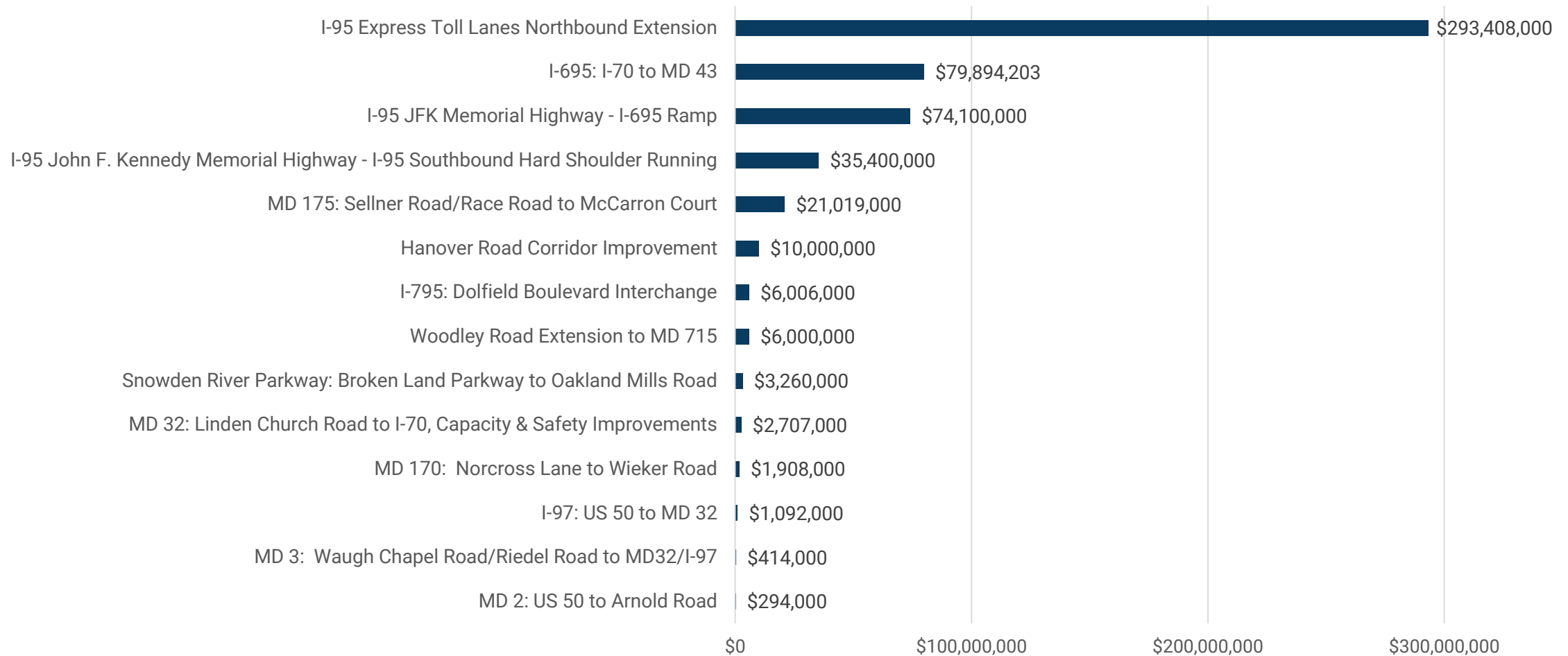
Funding in the 2026-2029 TIP



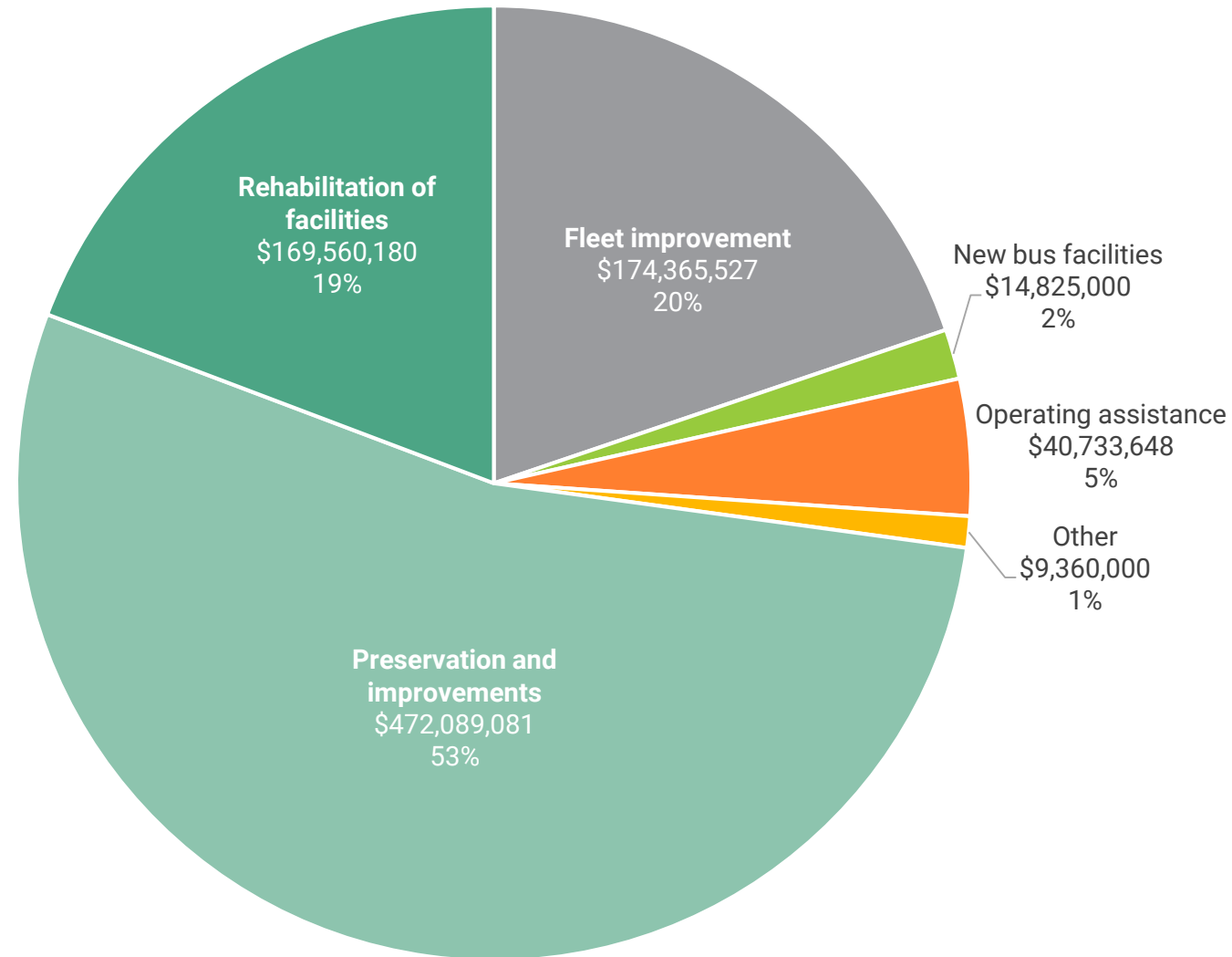
Breakdown of Highway Preservation Funds



Breakdown of Highway Capacity Funds



Breakdown of Transit Preservation Funds



MDOT MTA Program of Projects: FY 2026-2029

FTA Fund Source	FY 2026-2029 Federal Allocation
5307C: Capital requests in urbanized areas including bus purchases, replacements, and preventive maintenance	\$586,573,789
5307O: Operating assistance in urbanized areas	\$16,285,428
5310: Mobility of seniors and individuals with disabilities	\$6,740,000
5311C: Capital assistance in non-urbanized areas	\$3,048,000
5311O: Operating assistance in non-urbanized areas	\$4,081,396
5329: Transit safety and oversight funds	\$1,600,000
5337: State of Good Repair funds including preventive maintenance and MARC Improvements	\$438,283,151
5339F: Bus and Bus Facilities Formula funds	\$22,417,320
CMAQ: Congestion Mitigation and Air Quality	\$158,543,574
Totals	\$1,237,572,658

Performance-Based Planning and Programming in the TIP

Intent: Gauge progress relative to regionally established goals and strategies, guide future system preservation activities.

Federal Requirements: MPOs must adopt a series of 25 performance measures and targets.

Measures and targets cover transit asset management, transit safety, highway safety, traffic congestion, on-road mobile source emissions, pavement and bridge condition, and travel time reliability.

Performance measure: Specific metrics the region can use to assess progress towards a goal (e.g. Decrease number of highway fatalities).

Performance target: Specific levels to be reached (e.g. Decrease highway fatalities to 121 by 2030)
BRTB coordinated with the state on target selection.

Table II-12. 2026-2029 TIP Projects Related to Transit Asset Management

Project	TAM Target	Federal	Matching	Total TIP Funds
MARC Rolling Stock Overhauls and Replacement	Vehicles	\$175,543	\$43,885	\$219,429
Bus and Paratransit Vehicle Overhaul and Replacement	Vehicles	\$60,035	\$10,900	\$70,935
Metro and Light Rail Rolling Stock Overhauls and Replacement	Vehicles	\$139,492	\$34,873	\$174,365
Bus and Rail Preventive Maintenance	Vehicles and Infrastructure	\$216,874	\$54,218	\$271,092

Project Highlights - Bridges



Francis Scott Key Bridge Rebuild

Maryland Transportation Authority
2028

- 74 bridge rehabilitation and reconstruction projects representing over \$2.09 billion (43% of projects)
 - \$496.2M federal; \$56.9M local; \$61.1M local
- \$1.5 billion of toll revenue goes towards the rebuild of FSK Bridge
- \$12.4 million towards bridge safety inspections

Project Highlights - Highways

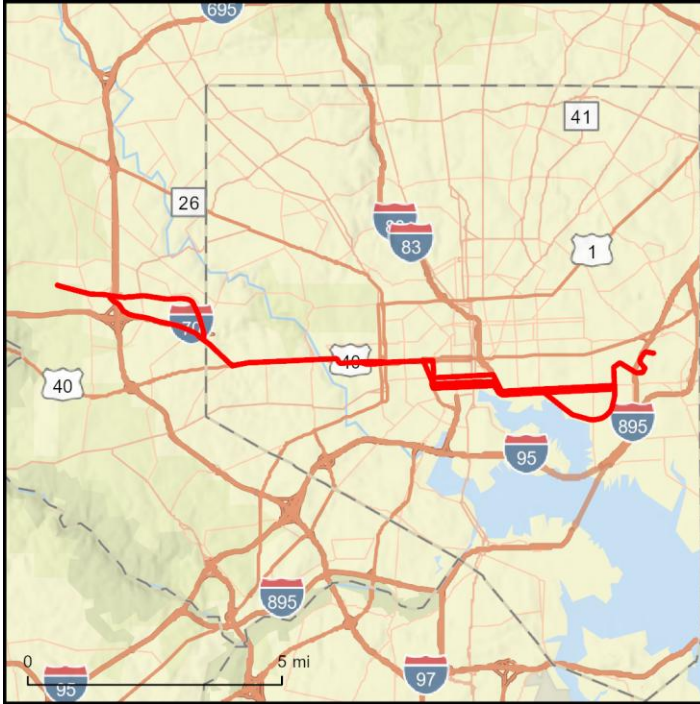
- 37 highway preservation and capacity projects (excluding bridges) representing \$1.5 billion
 - \$924.0M federal; \$44.9M local; \$162.5M state; \$407.3M in toll revenue
- Projects include:
 - Belair Rd Complete Streets project in Baltimore City
 - Hanover Rd corridor improvements in Anne Arundel County
 - A new interchange on I-795/Dolfield Blvd in Baltimore County
 - Nearly \$800M for region-wide resurfacing, safety improvements, and urban reconstruction by SHA



I-95 Express Toll Lanes Northbound Extension

Maryland Transportation Authority
2027

Project Highlights - Transit

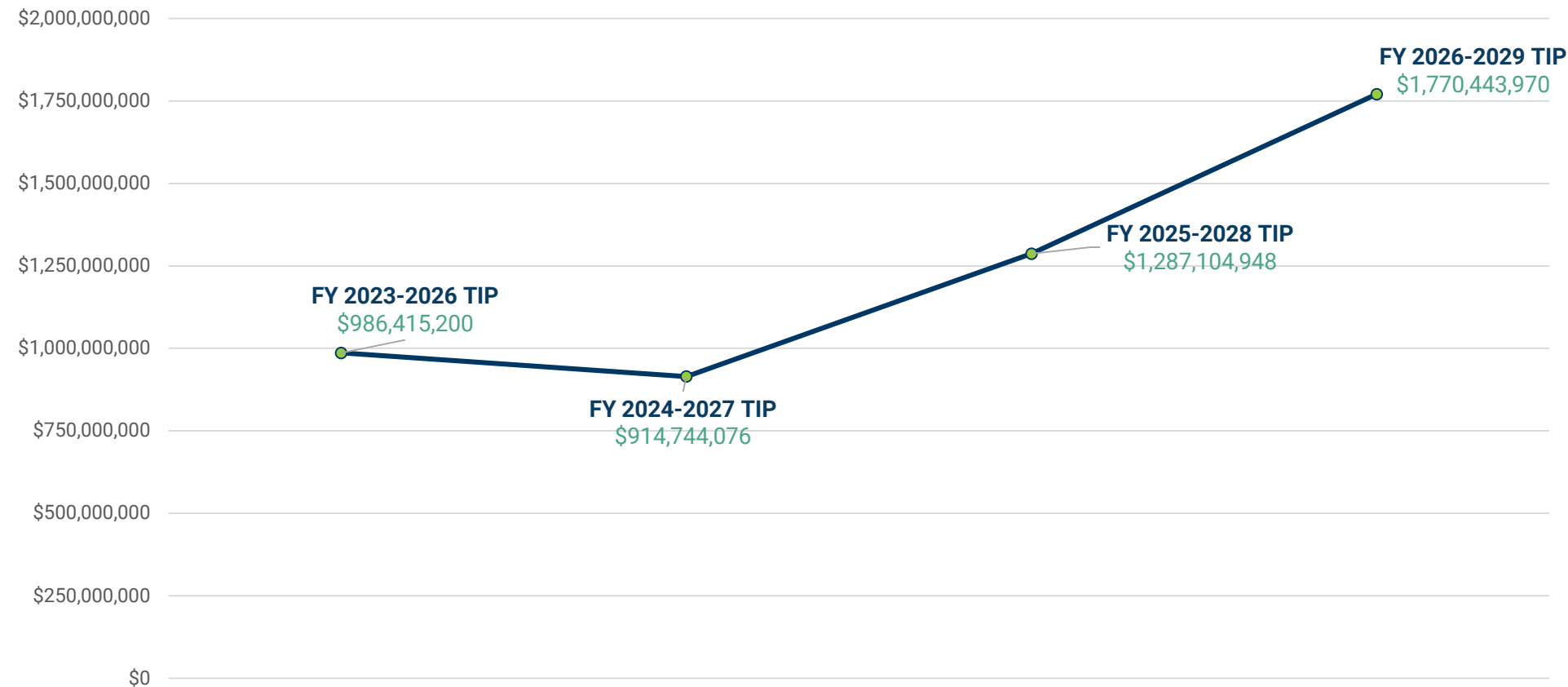


Red Line

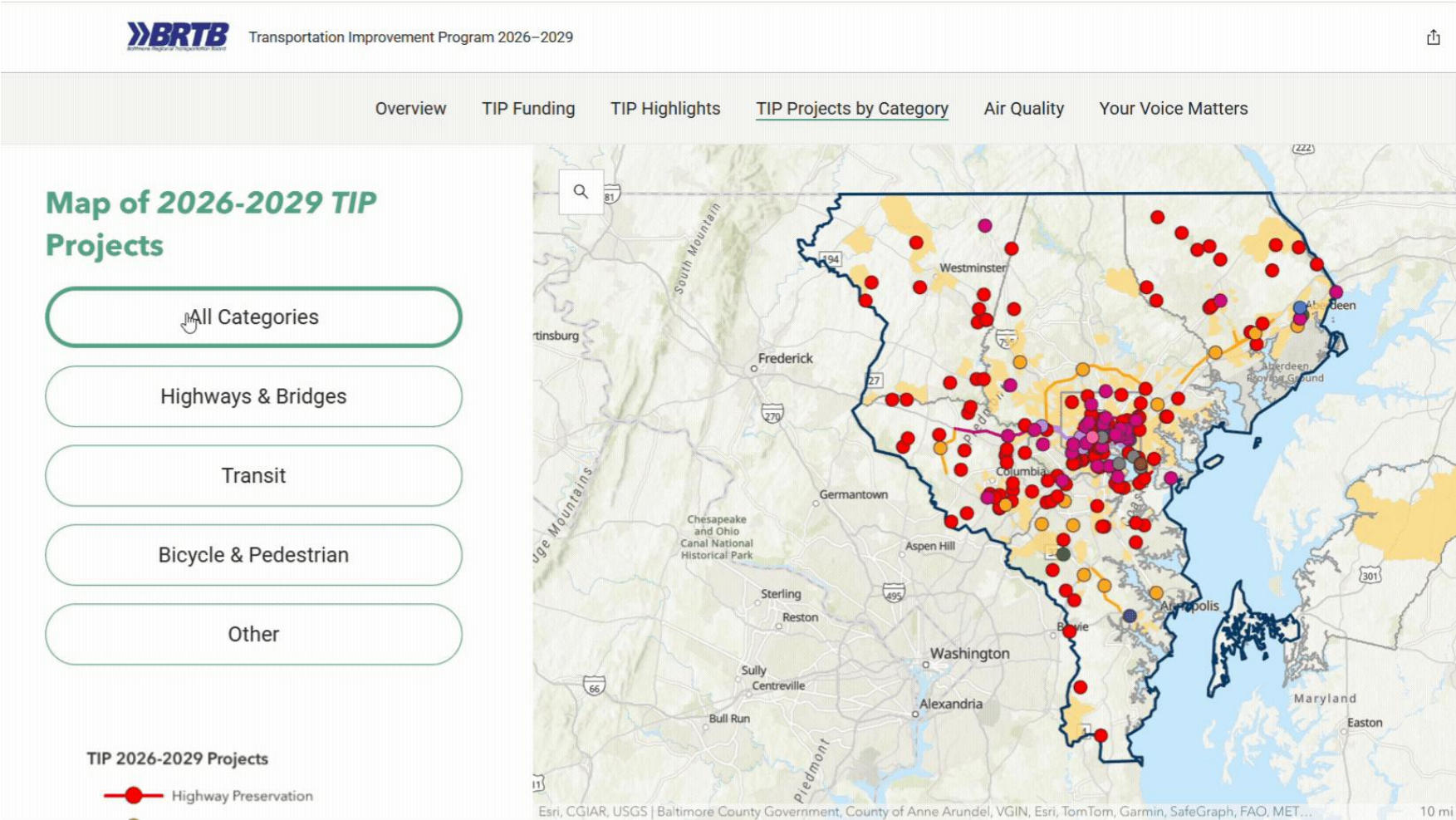
Maryland Transit Administration
2035

- 20 transit and commuter rail projects representing over \$1.52 billion
 - \$1.1B federal; \$81.5M local; \$296.3M state
- Projects include:
 - Adding a dedicated bus lane on Charles St and other multimodal investments near Penn Station
 - 2 TOD projects: Aberdeen Station Square project in Harford County, Odenton MARC Station in Anne Arundel County
 - MTA's transition to low-floor light rail vehicles to replace aging stock
 - \$172M in MARC Improvement projects
 - Rehabilitation and construction of three transit centers and bus facilities: Parole, Mondawmin, Eastern

TIP Funds for Transit-Related Projects



Interactive StoryMap




Changes made/to be made to the Draft 2026-2029 TIP

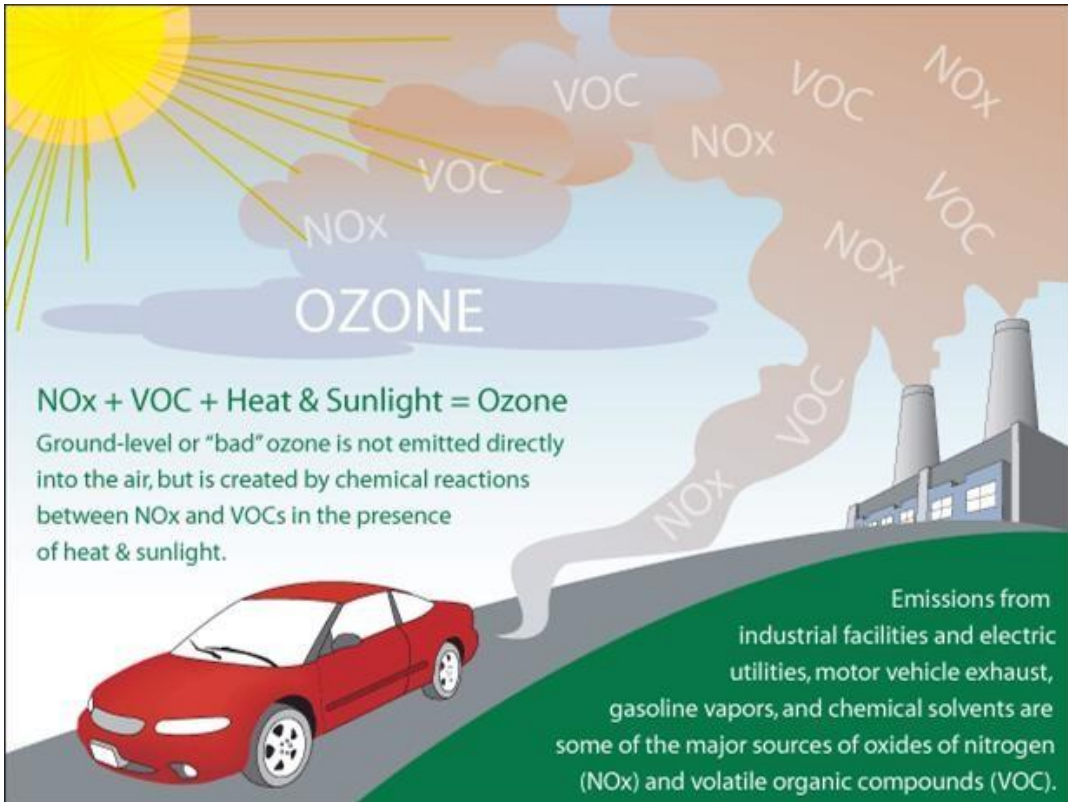
- **Major changes from the draft**
 - Addition of Harford Transit LINK New Operations Center Facility
 - Updates to project fund source across multiple bridge projects with 100% IIJA funding
 - Updates to tables and charts to reflect May/June amendment/administrative modifications
- **Minor updates to Appendices**
 - Updated numerous chapters as a result of the addition of one new project
 - Appendix C – Self Certification (will be approved at July BRTB)
 - Appendix F – FY 2025-2028 TIP Amendment Log
 - Appendix G – Public Participation
 - Appendix H – Signed TIP/AQ Resolution (will be approved at July BRTB)

Air Quality Conformity

- Ensures the projects in the 2026-2029 TIP do not make air quality worse or delay the attainment of national ambient air quality standards (NAAQS).
- Requires that transportation emissions do not exceed motor vehicle emission budgets (MVEBs) in the state air quality implementation plan (SIP).
- Ties together transportation planning and air quality planning.



Air Quality Conformity



- Currently the Baltimore region is in nonattainment for the 2015 ozone NAAQS, which is 70 ppb.
- Regional Emissions Analysis: Using MOVES and working with MDE, staff models transportation emissions of NO_x and VOC's expected from on-road mobile vehicles.
- Models emissions in particular horizon years assuming existing road and transit network, in addition to TIP and Plan projects.
- All modeled horizon years (2026, 2035, 2045, 2050) show emissions measuring below SIP budgets.

Conformity Process ICG Milestones

1. Develop the Methodology Letter in January and February (Which pollutants, emissions model, model run years) which is sent to federal agencies for review.
2. Review projects in the TIP, and determine conformity status, either exempt/non-exempt/regionally significant.
3. BMC and MDE run EPA-developed MOVES emissions model. MDE supplies the official results.
4. BMC staff writes the conformity determination document for the new TIP with methodology determined by ICG.
5. Document and emissions results are available for public review for 30 days leading up to today.

Public Comment Period: Quick Facts

- The comment period was open from May 15 through June 15, 2025
- Recorded presentation available on website
- 19 outreach events throughout the region
- Comments were received from individuals and organizations

Over 3,896 views on the project website
and over 379 views of the StoryMap



41 commentors



110 subscribers

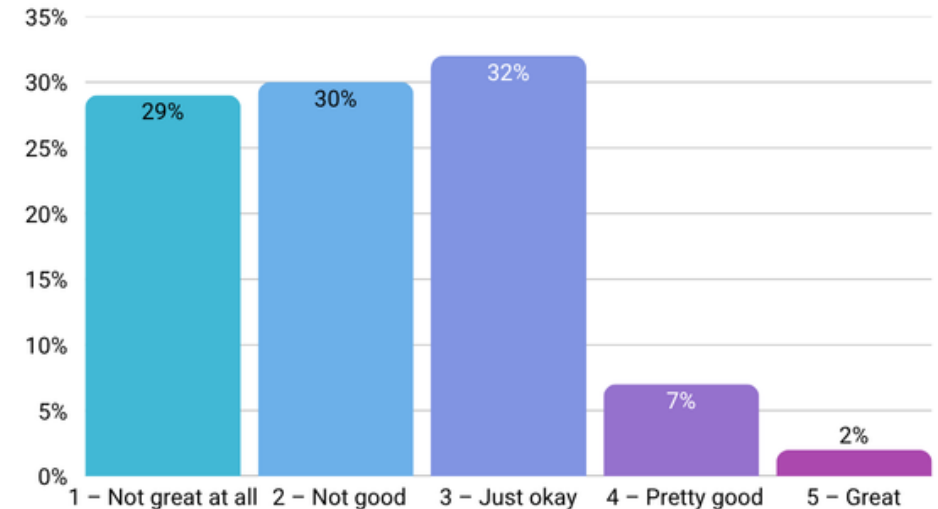


59 survey
respondents



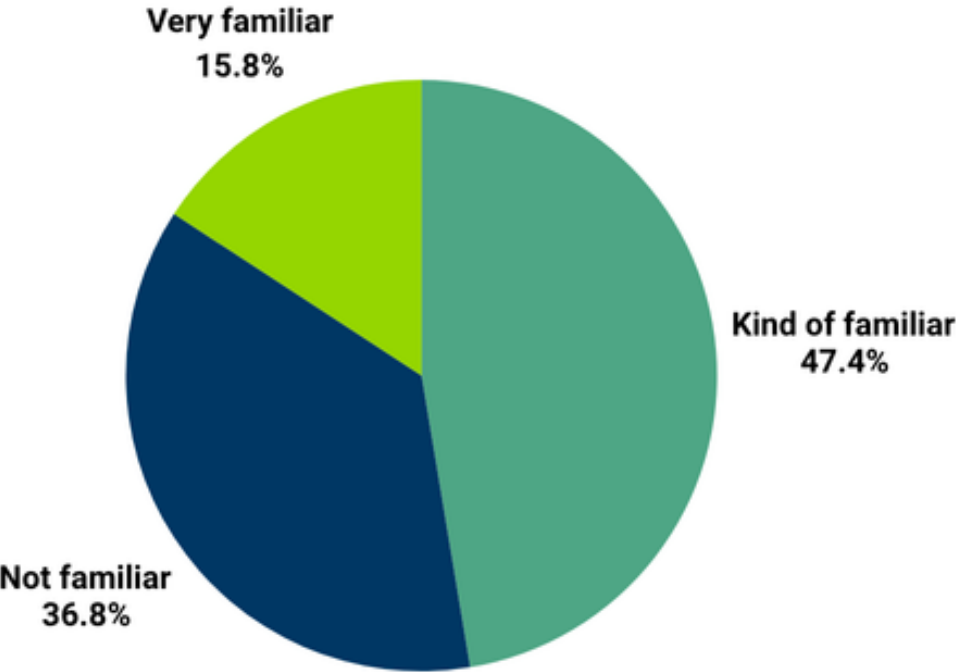
407 responses

How satisfied are you with current transportation infrastructure (roads, bridges, transit) in your area?

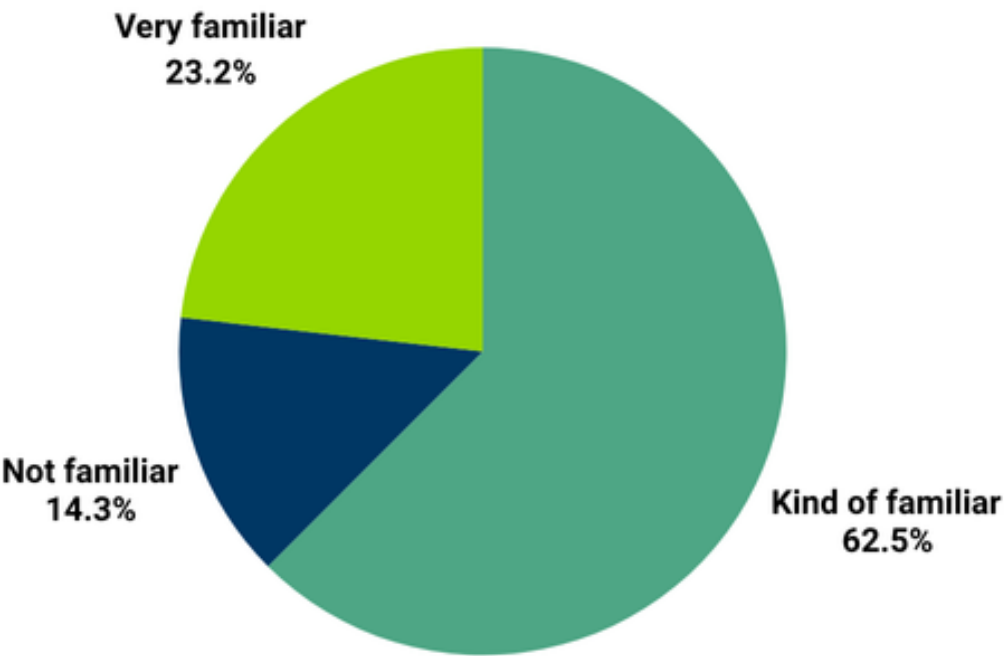


Public Comment Period: Familiarity with CIP and TIP

How familiar are you with your jurisdiction's local Capital Improvement Program (CIP)?

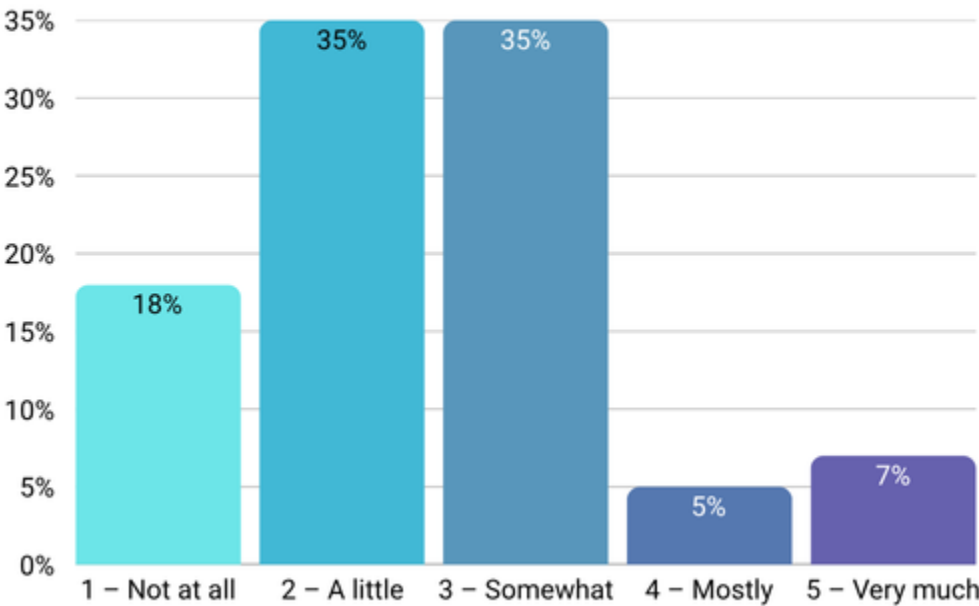


How familiar are you with the BRTB's Transportation Improvement Program (TIP)?

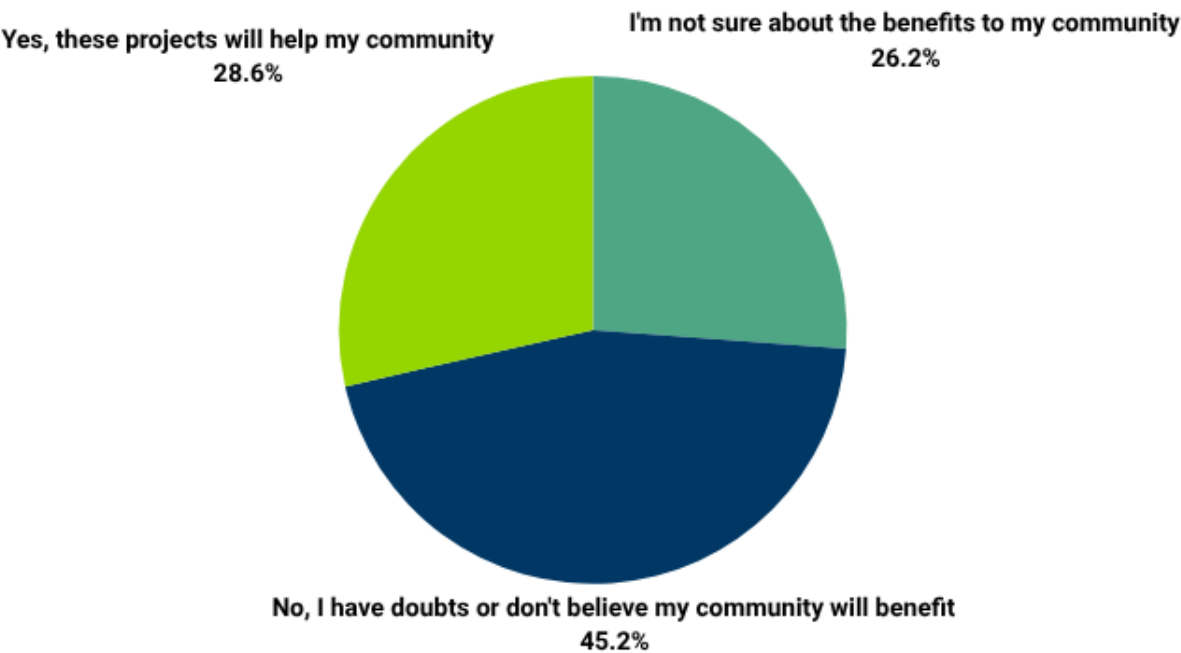


Public Comment Period: Will the TIP Help?

Do you think these transportation projects help fix problems and make it easier to travel in the region?



I think the transportation projects in this TIP will help my community



Public Comment Period: Suggested Modifications to the TIP

- **Majority of comments supported modification of the TIP to:**
 - Reduce spending on highway and parking expansion.
 - Increase support for biking, walking and public transit.
 - Improve road safety and reduce fatalities
 - Address air quality with bold action to reduce car use.

Quotes

“Baltimore is car dependent, but it doesn’t have to be this way. Please invest more into clean, affordable, and efficient transit.”

“Bike and pedestrian infrastructure improves safety, reduces pollution, and contributes to healthier communities.”

“Robust public transit is a necessary part of any comprehensive transportation network.”

“Air quality will never improve if cars are the only option.”

“Building a parking garage to try and induce higher train usage makes zero sense whatsoever. Invest in more rail investment.”

For More Information

Ndemazea Fonkem | Transportation Planner (TIP)

410-732-0500 x1052 | kkucharek@baltometro.org | www.baltometro.org

Anna Marshall | Senior Environmental Planner (AQ)

410-732-0500 x1050 | amarshall@baltometro.org | www.baltometro.org



@BALTOMETROCOUNCIL



@BALTIMORE METROPOLITAN COUNCIL



@BALTIMORE METROPOLITAN COUNCIL

