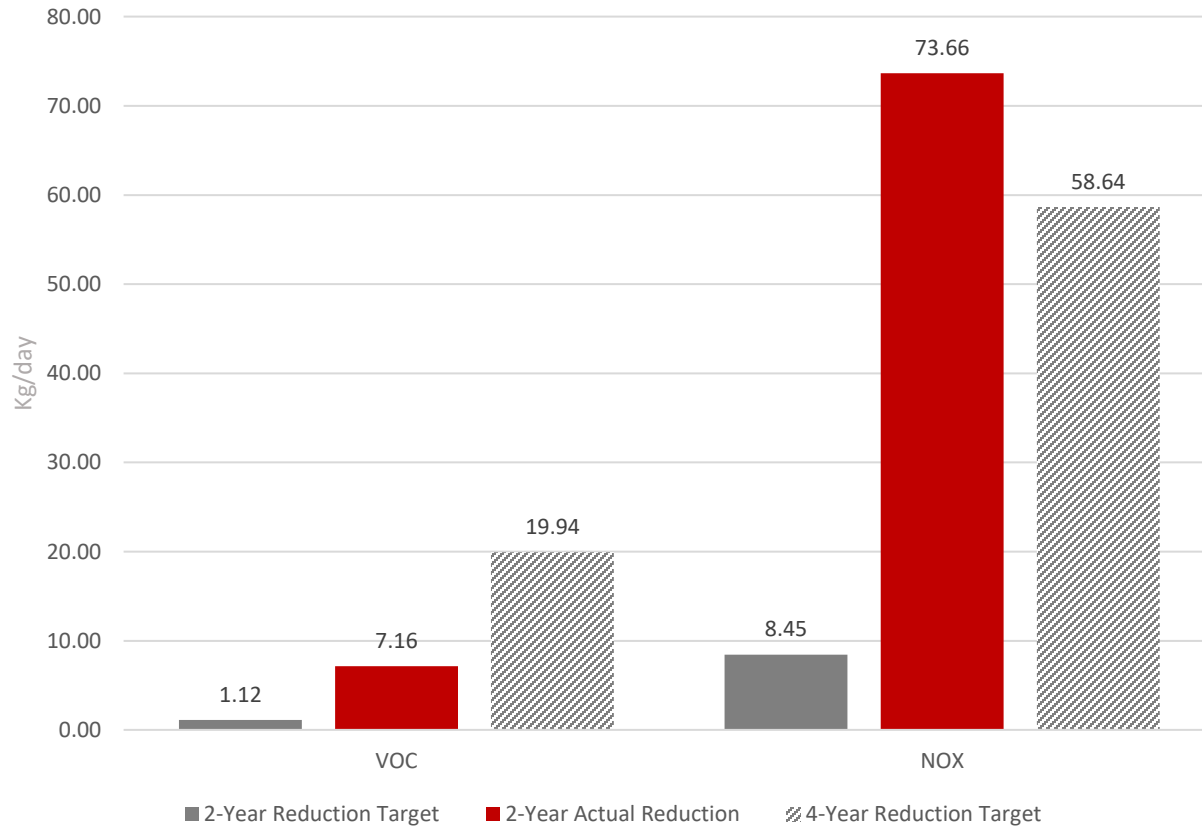


CMAQ MPP Review

FFY 2022-2023

07/02/2024

Statewide Targets



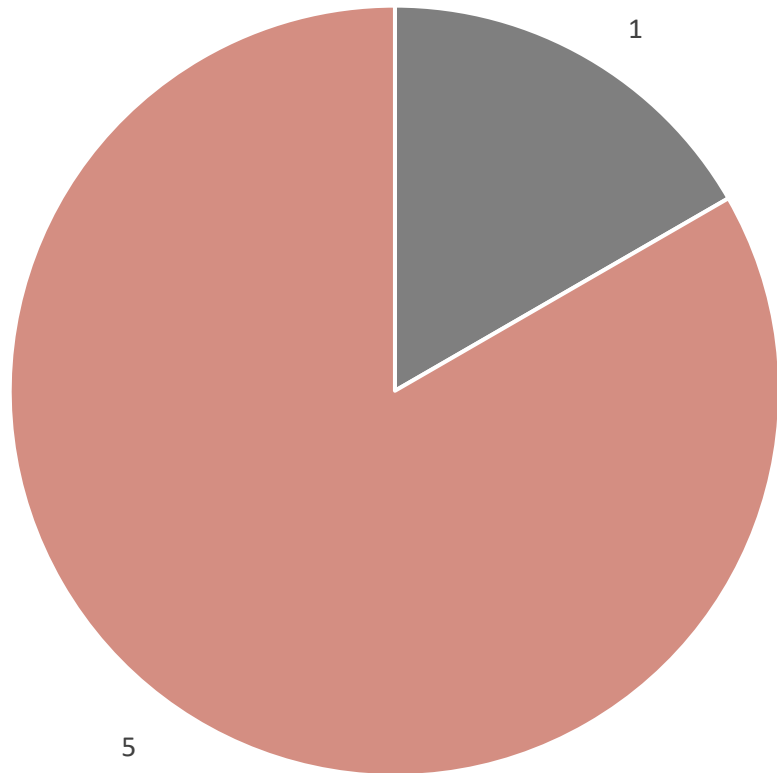
Met 2-Year Statewide Reduction Targets

- 8 New Projects
 - 6 Projects with Emission Benefits
 - 2 Projects with Qualitative Benefits Only

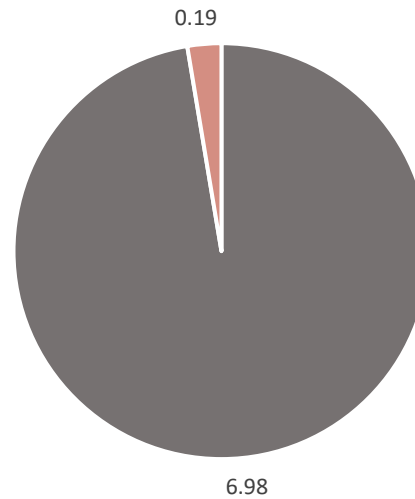
MPO	2-year Reduction Target		2-year Actual Reduction		4-year Reduction Target	
	VOC	NOX	VOC	NOX	VOC	NOX
BRTB	0.87	6.64	6.98	73.47	13.63	43.27
TPB	0.21	1.71	0.14	0.15	6.24	15.19
Cecil County	0.04	0.10	0.04	0.04	0.07	0.18
No MPO Identified	-	-	-	-	-	-
Statewide Total	1.12	8.45	7.16	73.66	19.94	58.64

Projects with Emission Benefits

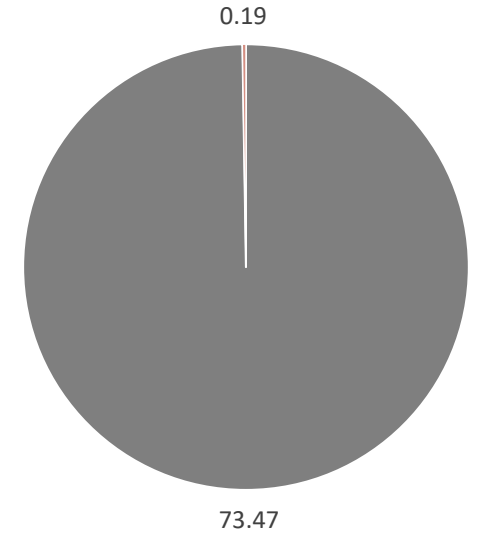
Project Types – 6 Total



VOC Reduction (Kg/day)



NOx Reduction (Kg/day)

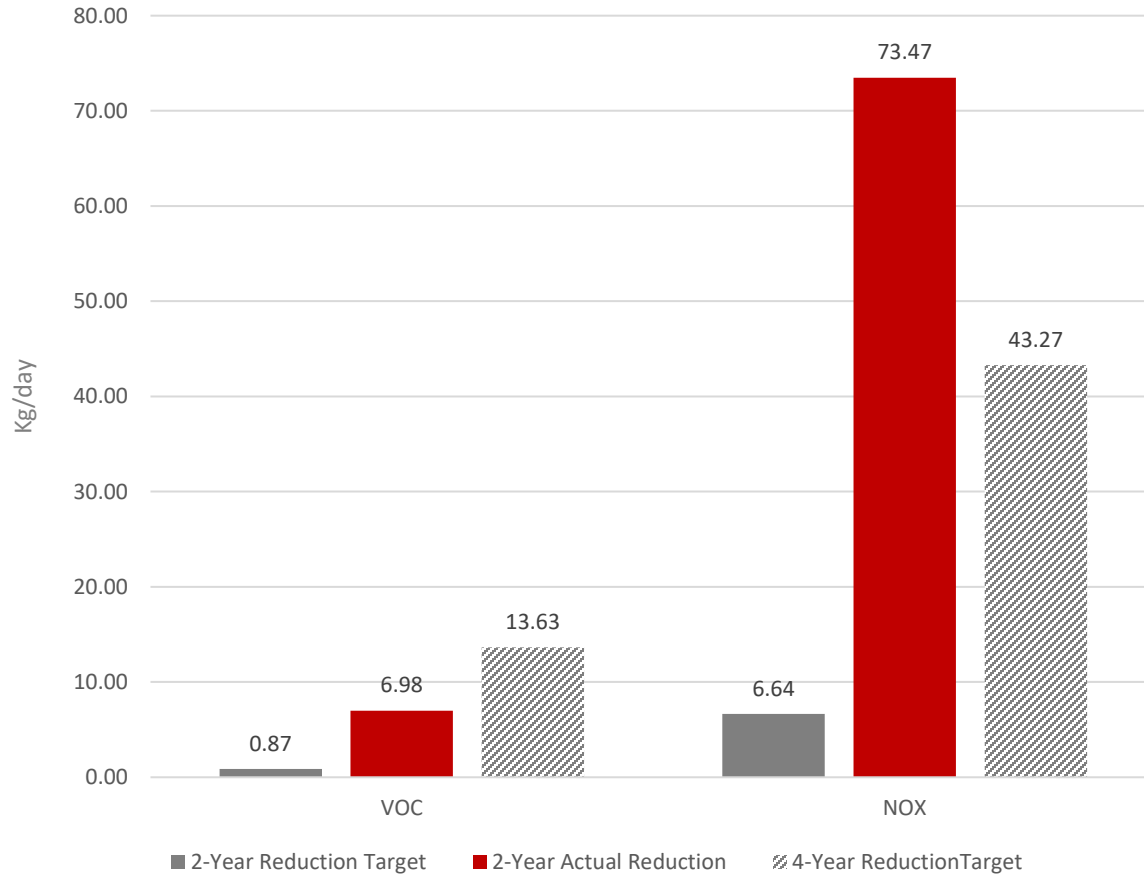


Project Type	MPO		
	BRTB	TRB	Cecil County
Congestion Reduction and Traffic Flow Improvements	1	-	-
Bicycle and Pedestrian Facilities and Programs	-	3	2

■ Bicycle & Pedestrian Facilities and Programs
 ■ Congestion Reduction & Traffic Flow Improvements

BY MPO - BMC

Baltimore Region Targets



Met 2-Year Reduction Targets

- 2 New Projects
 - 1 Project with Emission Benefits
 - 1 Project with Qualitative Benefits Only

Project	Type	VOC	Nox
I-695 Baltimore Beltway TSMO	Congestion Reduction and Traffic Flow Improvements	6.98	73.47
Installation of Fiber and Copper Communications System Citywide	Congestion Reduction and Traffic Flow Improvements	-	-

Baltimore Region Projects

- 8 Non-Duplicate Projects for FY 22 & FY 23*
 - 2 New Projects
 - 5 Continuing Projects
 - 1 De-Obligation

Type	Title	Funding Year	Total Funding	Status	Identified in Target Setting	Mode
Transit Improvements	MTA LTR LRV Mid-Life Overhaul	2022	\$9,701,856	✔	-	MTA
Congestion Reduction and Traffic Flow Improvements	SHA Inner Harbor East Improvements Parcel D Phase III Enhancement	2022	\$66,324	✔	-	SHA
Transit Improvements	Metro Fleet & Train Control Replacement**	2022 & 2023	\$39,372,339	✔	-	MTA
Transit Improvements	Bus Replacement**	2022 & 2023	\$37,425,355	✔	-	MTA
Congestion Reduction and Traffic Flow Improvements	I-695 Baltimore Beltway from I-70 to MD 43 TSMO	2022	\$4,102,016	✔	✘	SHA
Congestion Reduction and Traffic Flow Improvements	Installation of Fiber and Copper Communications System Citywide	2023	\$241,259	✔	✘	SHA
Ride Sharing	LOTS State of MD Guaranteed Ride Home - Baltimore Area	2023	\$55,000	✔	-	MTA
Ride Sharing	MD 32 at Broken Land Pkwy West Lot (Park and Ride Lot Expansion)	2023	(\$7,608)	⊖	-	SHA

*Two Projects Received Funding in both FY 22 & FY 23. These projects are not counted twice. ** Received Funding in FY 22 & FY 23

- 4 Anticipated Projects for FY 24 & FY 25

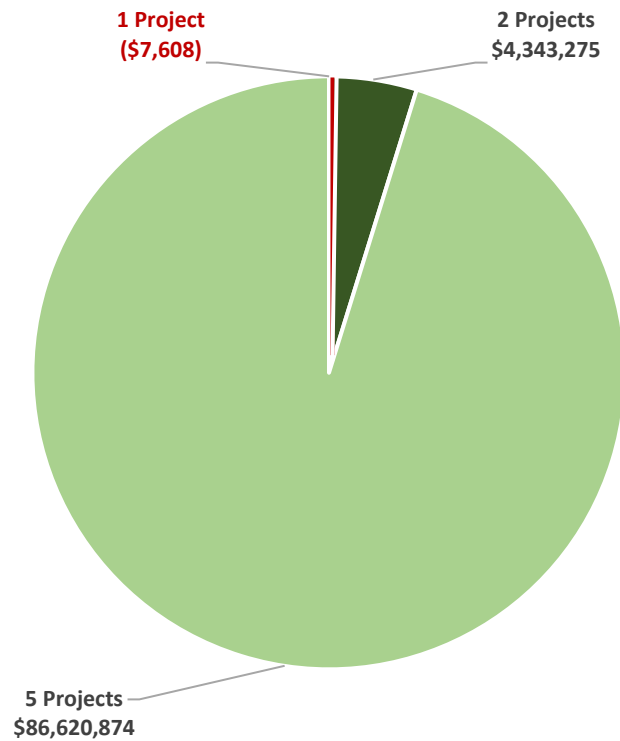
Type	Title	Status	Identified in Target Setting	Mode
Transit Improvements	Battery Electric Bus Procurement	⊖	+	MTA
Transit Improvements	Battery Electric Bus Charging Infrastructure	⊖	+	MTA
Ride Sharing	LOTS Ridesharing Program	⊖	+	MTA
Ride Sharing	LOTS State of Maryland Guaranteed Ride Home – Baltimore Region	⊖	+	MTA

✔ Continuing Project
✔ New Project
⊖ De-Obligated Project
⊖ Anticipated Project
✘ Project Not Identified
+ Project Identified

Baltimore Region Funding

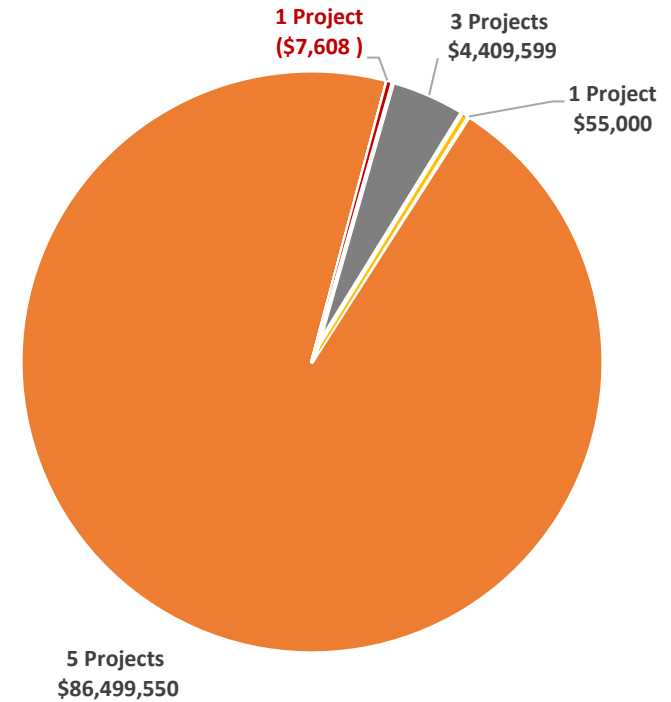
Total FFY 2022-2023 Funding: \$90,956,541

By Project Status



■ New projects ■ Continuing Projects ■ De-Obligated Projects

By Project Type



■ Transit Improvements ■ Congestion Reduction & Traffic Flow Improvements
■ Bicycle & Pedestrian Facilities and Programs ■ Ride Sharing ■ De-Obligated Projects

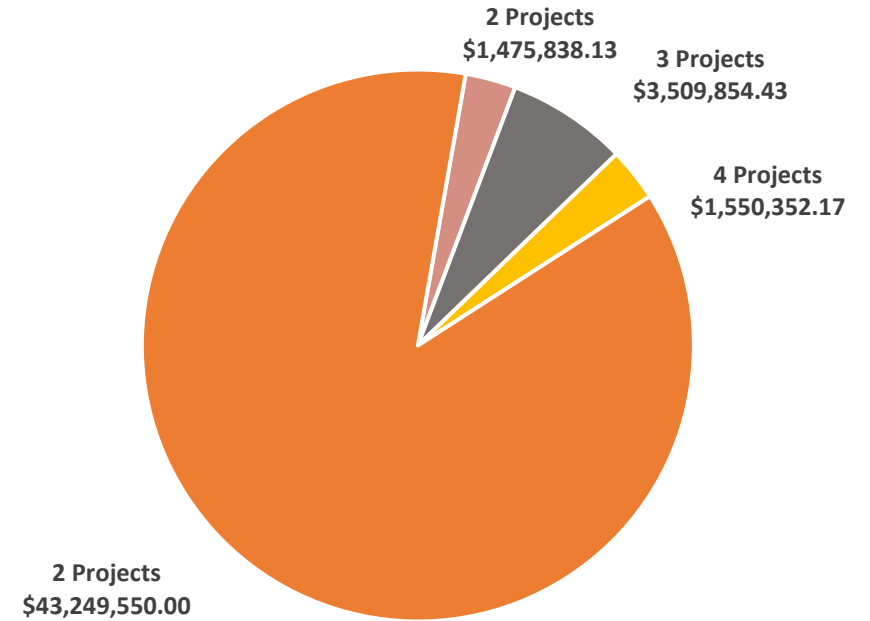
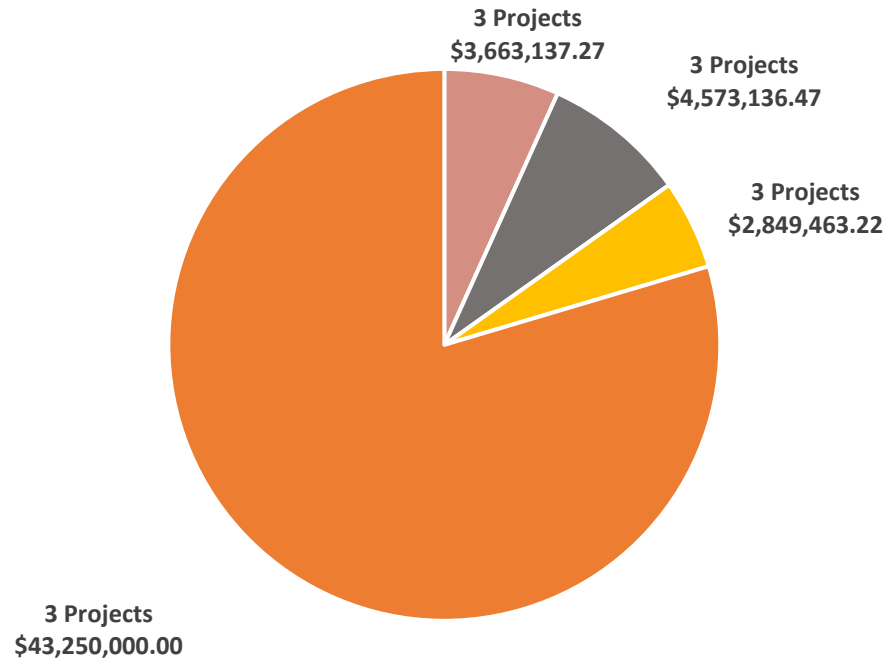
BY Federal Fiscal Year

CMAQ Funding

Total FFY 2022-2023 Funding: \$104,121,331.69

FFY 2022: 12 Projects
\$54.3 Million

FFY 2023: 11 Projects
\$49.8 Million

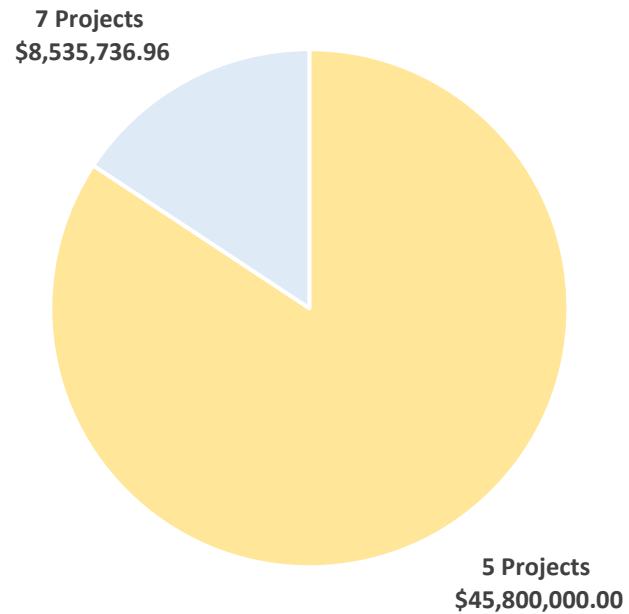


Transit Improvements Bicycle & Pedestrian Facilities and Programs Ride Sharing Congestion Reduction & Traffic Flow Improvements

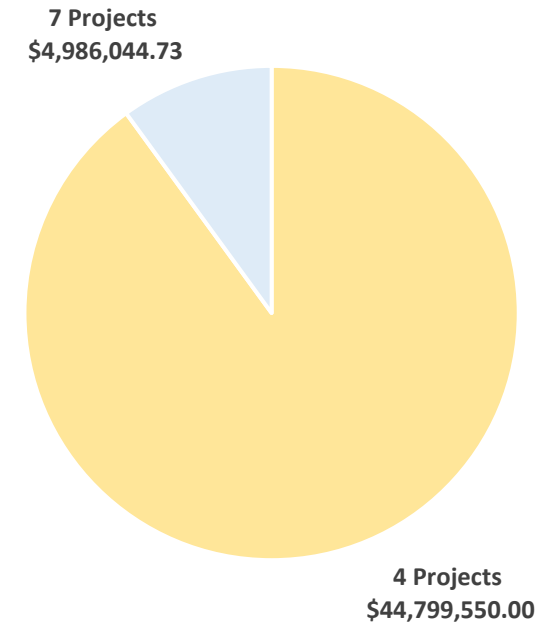
CMAQ Funding by Mode

Total FFY 2022-2023 Funding: \$104,121,331.69

FFY 2022: 12 Projects
\$54.3 Million



FFY 2023: 11 Projects
\$49.8 Million



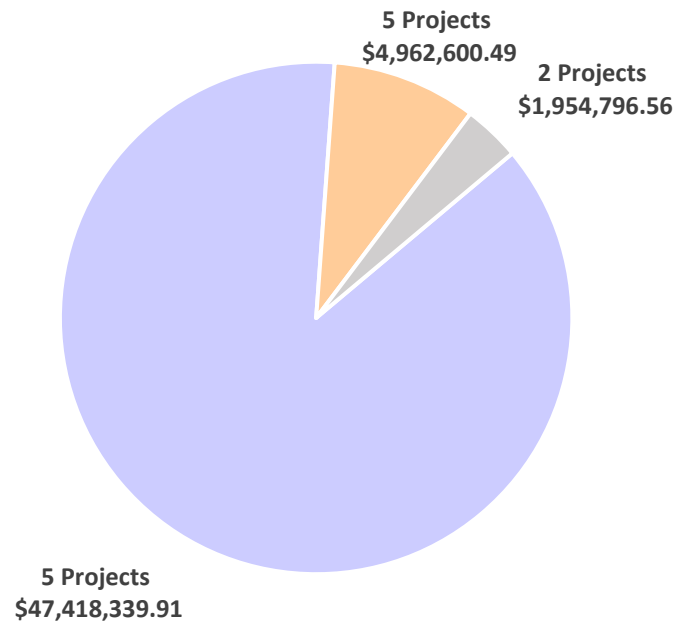
MTA SHA

CMAQ Funding by MPO

Total FFY 2022-2023 Funding: \$104,121,331.69

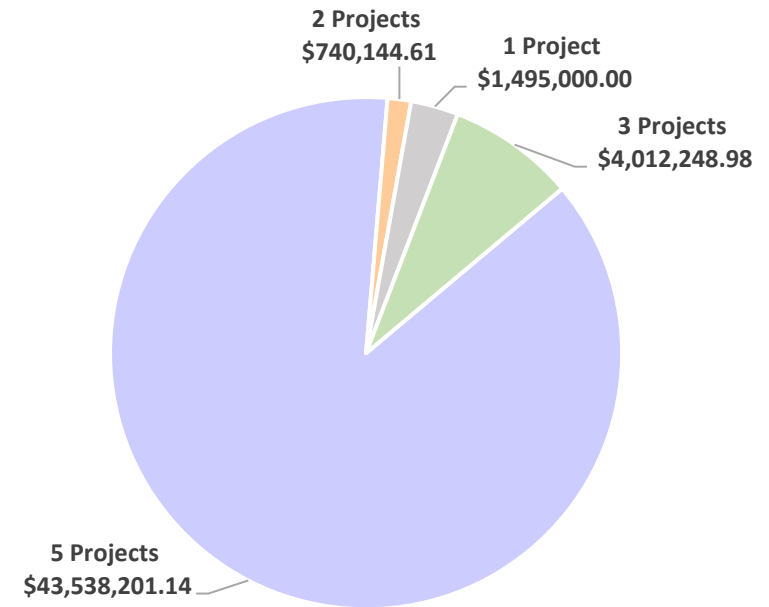
FFY 2022: 12 Projects

\$54.3 Million



FFY 2023: 11 Projects

\$49.8 Million



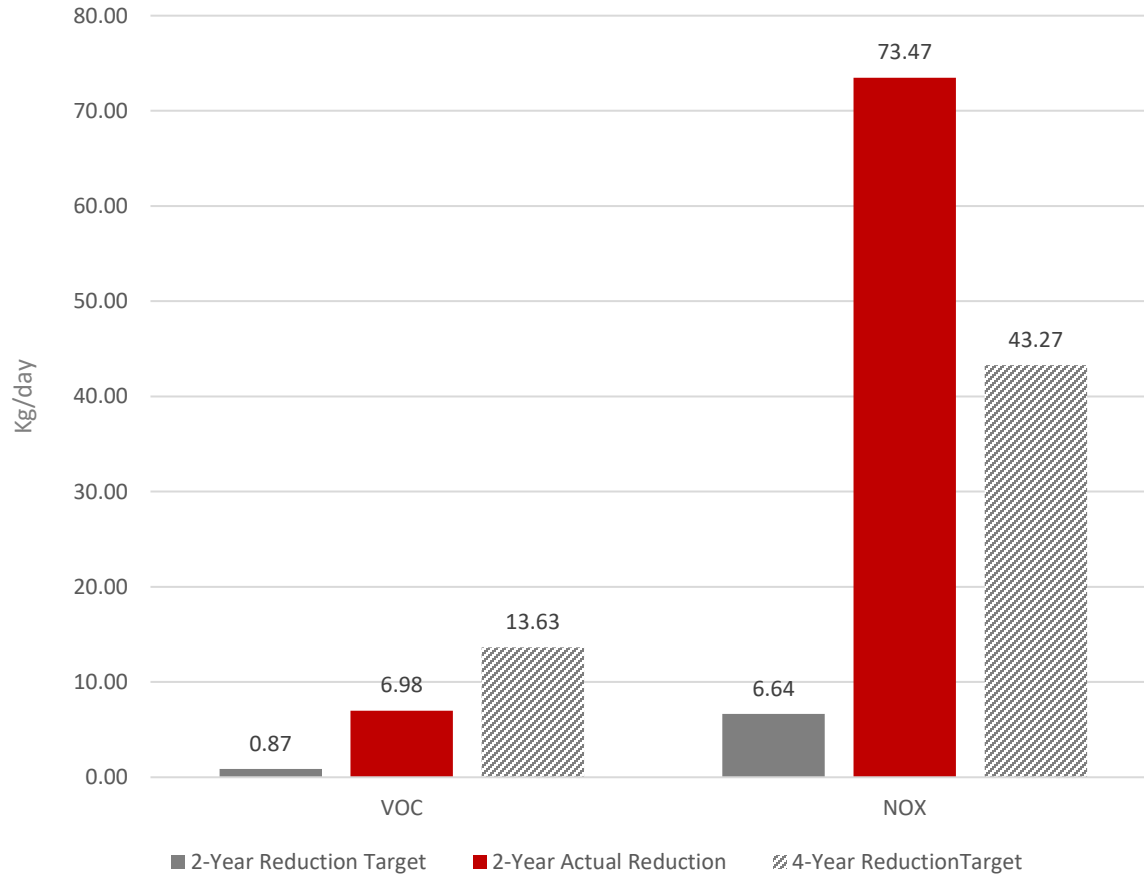
Baltimore Metropolitan Council

Metropolitan Washington COG

Cecil County

No MPO Identified/State Sponsored Project

Baltimore Region Targets



Met 2-Year Reduction Targets

- 2 New Projects
 - 1 Project with Emission Benefits
 - 1 Project with Qualitative Benefits Only

Project	Type	VOC	Nox
I-695 Baltimore Beltway TSMO	Congestion Reduction and Traffic Flow Improvements	6.98	73.47
Installation of Fiber and Copper Communications System Citywide	Congestion Reduction and Traffic Flow Improvements	-	-