

Environmental Justice + Transportation Equity

BRTB Public Advisory Committee

March 2, 2016



Baltimore Metropolitan Council



WHAT IS

ENVIRONMENTAL JUSTICE + TRANSPORTATION EQUITY



Baltimore Metropolitan Council





“Access to affordable and reliable transportation widens opportunity and is essential to addressing poverty, unemployment, and other equal opportunity goals such as access to good schools and health care services.

Providing equal access to transportation means providing all individuals living in the United States with an equal opportunity to succeed.”

– The Leadership Conference on Civil and Human Rights

Title VI, Discrimination

No person in the United States shall on the ground of race, color, or national origin be excluded from participation in, denied the benefits of, or subjected to discrimination under any program or activity receiving Federal financial assistance. – 42 USC 2000d

...action or inaction, whether intentional or unintentional, in any program or activity of a Federal aid recipient, subrecipient, or contractor that results in disparate treatment, disparate impact, or perpetuating the effects of prior discrimination. – FTA C 4702.1B



Executive Order 12998

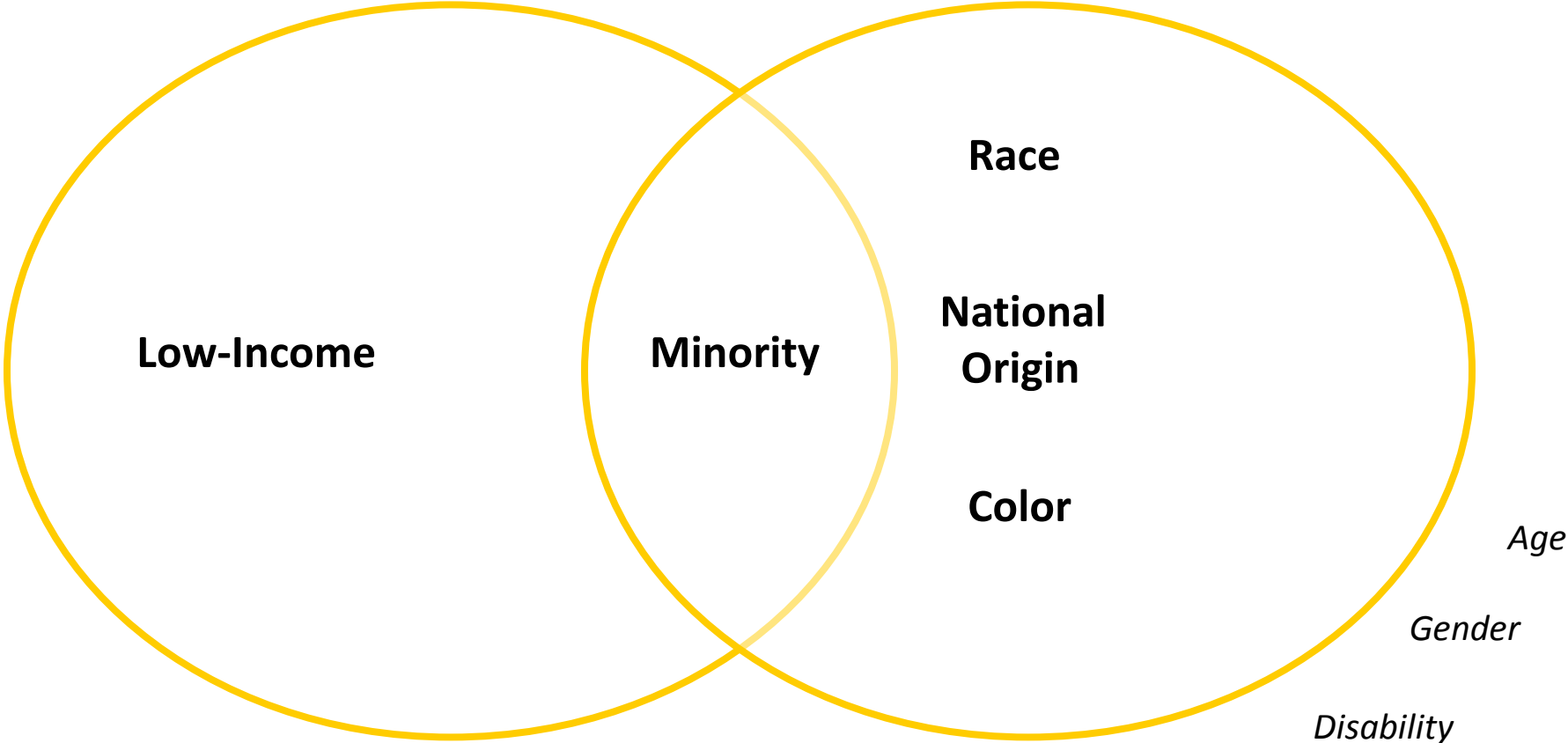
"Each Federal agency shall make achieving environmental justice part of its mission by identifying and addressing, as appropriate, disproportionately high and adverse human health or environmental effects of its programs, policies, and activities on minority populations and low-income population."

– Executive Order 12898 (1994 Federal Actions to Address Environmental Justice in Minority Populations and Low-Income Populations)



Environmental Justice

Title VI



Transportation Equity

“Transportation is a critical link to opportunity, connecting people to jobs, schools, affordable housing, health care, grocery stores, and more. For many Americans, mobility can make all the difference in their ability to meet basic needs, participate fully in community life, and connect and contribute to our national economy.”

– Transportation Equity Caucus





Equality

doesn't mean



Equity

Effect on peoples lives...

Low- and moderate-income households

42% of total annual income on transportation

Middle-income households

less than 22%

–Bureau of Transportation Statistics, Consumer Expenditure Survey 2000

Nearly 2/3 of all residents in small towns and rural communities have few if any transportation options: 41% have no access to transit and another 25% have below-average transit services.

– American Public Transportation Association

Effect on peoples lives...

Average American family's expenditure on transportation
19% of income

Car-dependent outer suburbs...

25% of income spent on transportation

Live in a neighborhood with plentiful transit options...

9% of income spent on transportation

– [Transportation for America, Transportation, Economic Opportunity, and America's Future](#)

40% of people with significantly less or no access to transportation are persons with disabilities

– [DOT Civil Rights Symposium on Environmental Justice](#)





HOW DOES THE
**BRTB ADDRESS TITLE VI +
ENVIRONMENTAL JUSTICE**

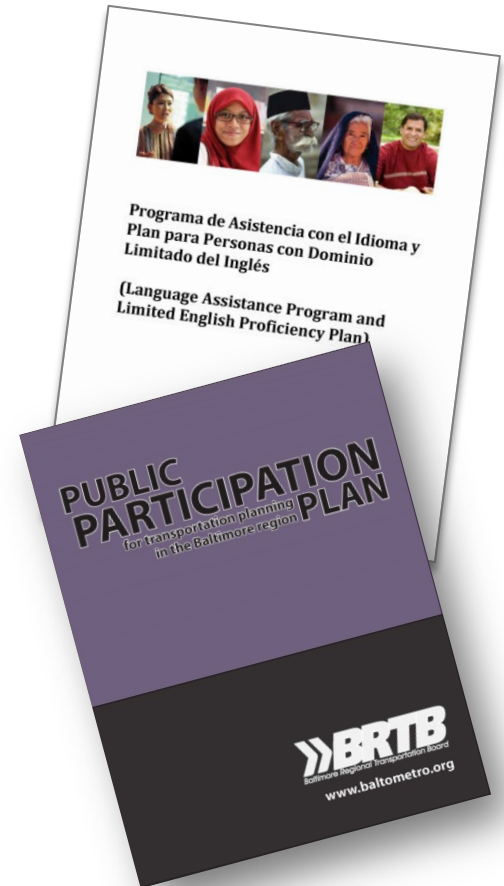


Baltimore Metropolitan Council



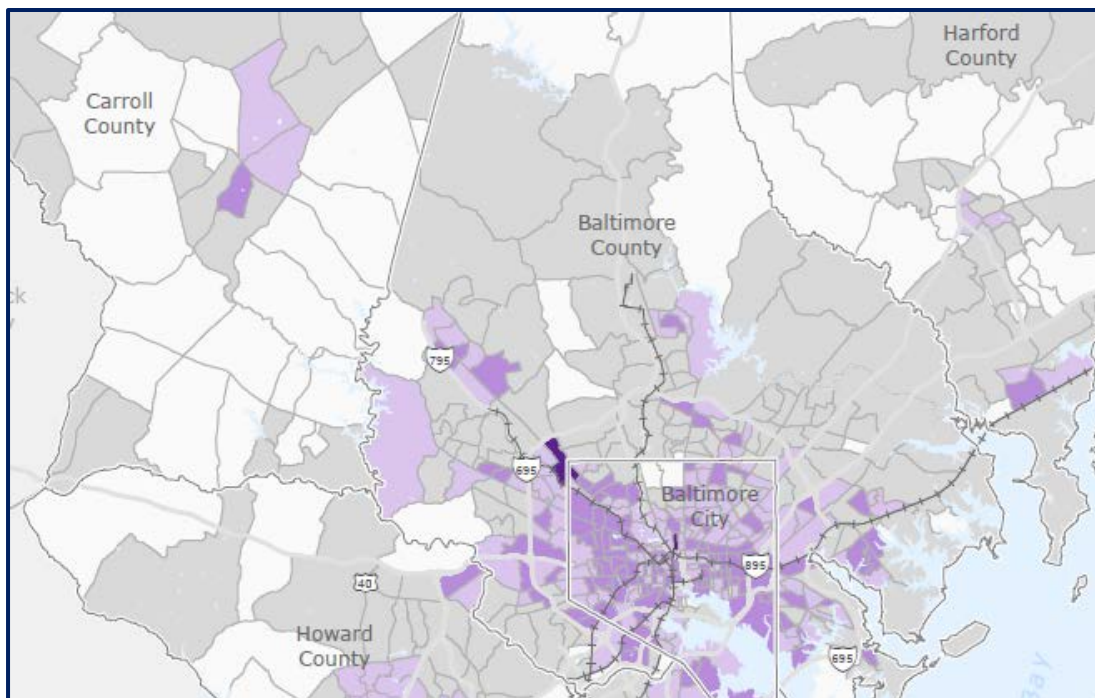
BRTB + Title VI / EJ

- Title VI Notice, Policy, and Complaint Procedure
- LEP Plan
- Public Participation Plan
- Outreach
- Vulnerable Populations Index Tool

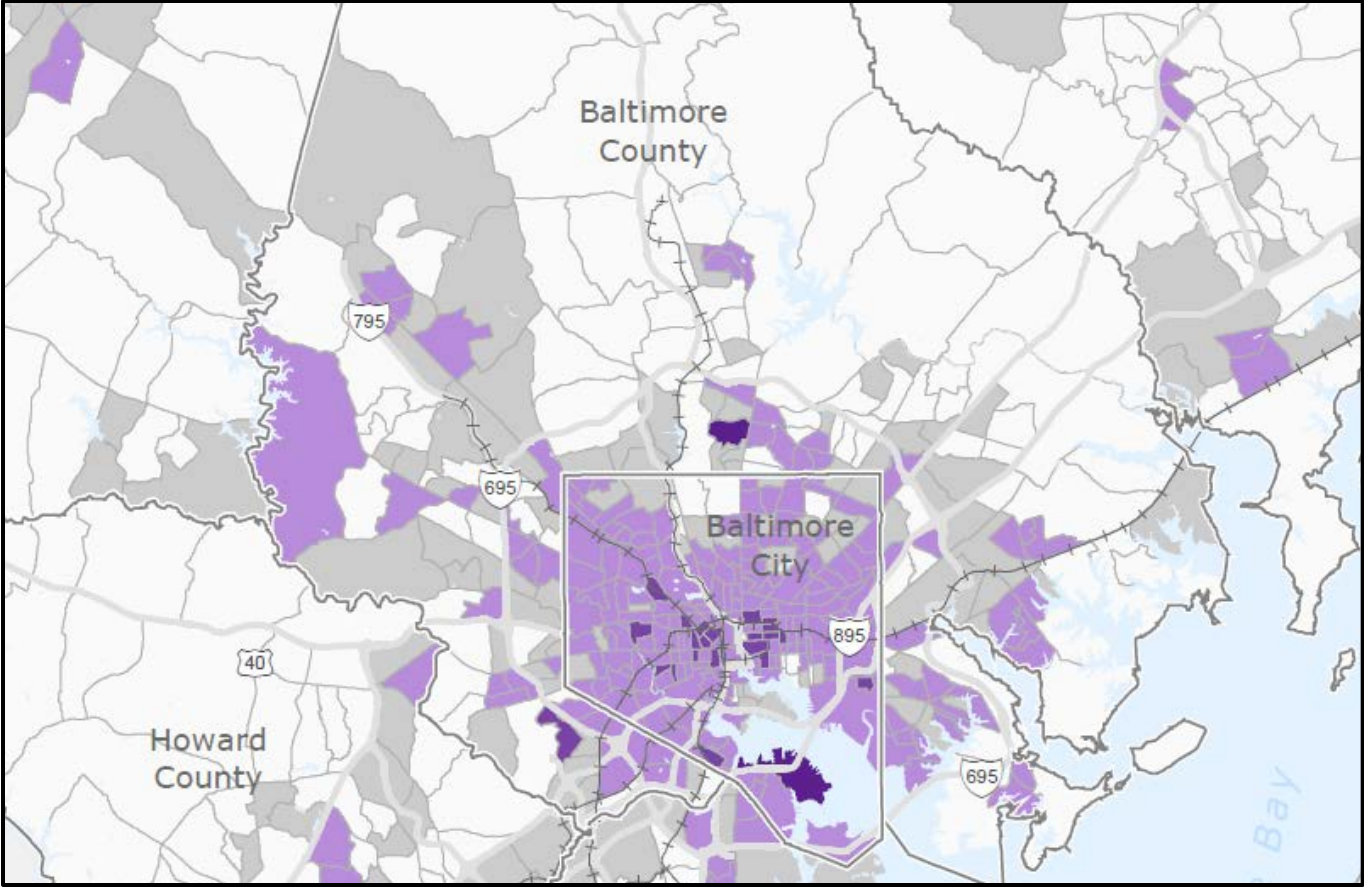



Vulnerable Populations

- Low Income
- Hispanic
- Non-White
Non-Hispanic
- Limited English
Proficiency
- Elderly
- Disabled
- Car-less



Example, Poverty





HIGHLIGHTS

**ENVIRONMENTAL JUSTICE
PEER EXCHANGE**



Baltimore Metropolitan Council



EJ Best Practices

- Building Relationships
 - Visits with orgs, leaders; Outreach at events
 - EJ Roundtable
 - Public Involvement Management Team / Peer Exchange
- Mapping Tools for Engagement + Outreach



Hampton Roads

EJ Methodology Tool

A story map



HRTPO

Title VI / Environmental Justice
Methodology

Households Receiving Food
Stamps EJ Communities

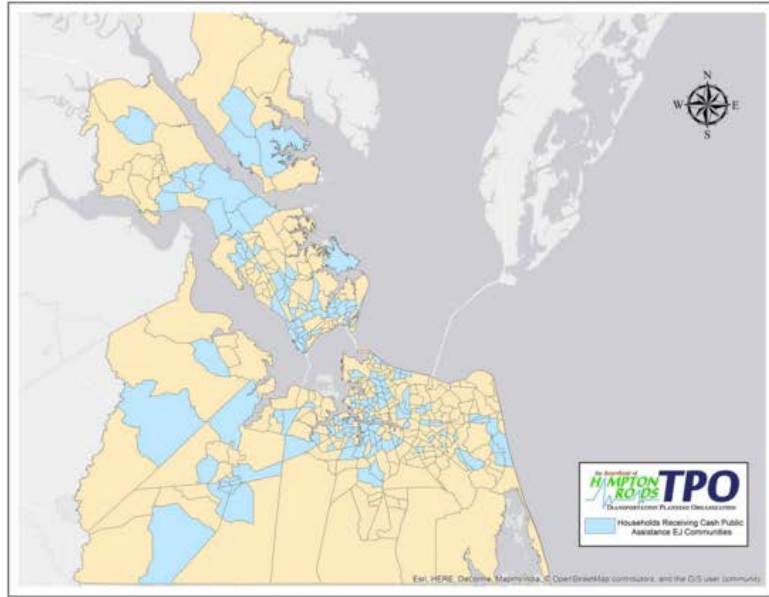
Regional Average: 9.88%

Households Receiving Cash
Public Assistance EJ
Communities

Regional Average: 2.49%

Carless Households EJ
Communities

Regional Average: 6.49%



www.hrtpo.org/page/ej-methodology-tool

MassDOT Interactive Tool

MassDOT Home | About Us | Employment | Contact Us | Site Policies

massDOT
Massachusetts Department of Transportation

Highway Transit RMV Aeronautics

The Official Website of The Massachusetts Department of Transportation **Mass.gov**

Title VI Project Tool

Home > GIS Maps And Data Products > Maps > Interactive Maps > Title VI Project Tool

BASEMAP FEATURES LEGEND TOOLS

east somerville

*Advanced Search >>

SELECT CONTACT US HELP

Results:

Outreach
ZipCode:02145
OUTREACH:Show-Organizations-Table.aspx?
zipcode=02145
Zoom to

You are not signed-in. [Sign In](#)

Aeronautics RMV Transit Highway

Mass.gov

Organizations Database Application

ACTIONS FILTERS Search for...

MPO	Address	Town	State	Zipcode
BOSTON	114 Broadway Suite 112	SOMERVILLE	MA	02145
BOSTON	114 BROADWAY SUITE 112	SOMERVILLE	MA	02145
BOSTON	424 BROADWAY	SOMERVILLE	MA	02145
BOSTON	81 MOUNT VERNON ST APT 2	SOMERVILLE	MA	02145
BOSTON	46 PURITAN RD	SOMERVILLE	MA	02145
BOSTON	59 CROSS ST	SOMERVILLE	MA	02145
BOSTON	51 MOUNT VERNON ST	SOMERVILLE	MA	02145
BOSTON	53 MYRTLE ST	SOMERVILLE	MA	02145
BOSTON	530 Mystic Ave, #111	SOMERVILLE	MA	02145

If you have difficulty viewing this page, please view the [accessible version](#).

NOW WHAT?

THE PAC + ENVIRONMENTAL JUSTICE / EQUITY



Baltimore Metropolitan Council



A photograph of a person with a backpack walking away from the camera on a city street. The street has cars and a '500 FT' sign. The image is overlaid with a blue tint and a white text box.

“Transportation can be both a means and a barrier to economic development, employment, housing, education and social opportunities...”

- Avoid, minimize, mitigate...
- Ensure full and fair participation...
- Prevent the denial of...



Use equity lens @ transportation investments

- Increased transportation options
- Reduced isolation
- Improved affordability
- Increased access

Examine Policies, Metrics

Performance Measures / Scoring / Prioritization

Learn more...

FHWA: Environmental Justice

[fhwa.dot.gov/environment/environmental_justice](https://www.fhwa.dot.gov/environment/environmental_justice)

BMC Regional Transit Needs Assessment

www.baltometro.org

Victoria Transportation Policy Institute

www.vtpi.org/0_equity.htm

Transportation Equity Network

www.transportationequity.org

Equity Caucus (Leadership Conference + Policy Link)

www.equitycaucus.org/home

Leadership Conference on Civil and Human Rights

www.civilrights.org/transportation/

eq·ui·ty *ek-wi-tee*, noun.

Just and fair inclusion. An equitable society is one in which all can participate and prosper. The goals of equity must be to create conditions that allow all to reach their full potential. In short, equity creates a path from hope to change.