

TAMP & PERFORMANCE MEASURES



Justin M. Barclay

Program Manager –Transit Asset Management



Federal Transit Asset Management Law

MAP-21 required that every transit operator receiving federal funds must:

- Establish Transit Asset Management (TAM) Performance Targets
- Coordinate these Performance Targets with the State and MPOs
- Develop a Transit Asset Management Plan (TAMP)
- Report asset inventories, condition, and performance measures through the National Transit Database (NTD)

The FTA Final Rule on Asset Management from July 2016 requires:

- FTA requires transit agencies receiving funding to develop asset management plans and monitor performance for public transportation assets including: vehicles, facilities, equipment, and other infrastructure.

MARYLAND
DEPARTMENT OF
TRANSPORTATION
(MDOT)

MARYLAND TRANSIT
ADMINISTRATION
(MTA)
TRANSIT ASSET
MANAGEMENT PLAN
(TAMP)

2018









FTA Compliant TAMP v1.5

Signed on 9/20/2018

The 2018 TAMP (this document) meets all federal requirements and is intended to introduce Asset Management to the agency in a non-disruptive manner

Transit Asset Management Directive

MDOT MTA commits to:

-  Maintain an Asset Inventory that includes all vehicles, facilities, and equipment used in the delivery of transit service;
-  Identify all Safety-Critical assets within the Asset Inventory and prioritize efforts to maintain those Safety-Critical assets in a SGR;
-  Clearly define ownership, control, accountability, and reporting requirements for assets, including leased and third-party assets;
-  Set annual asset performance targets and measure, monitor, and report on progress towards meeting those targets;
-  Base capital project prioritization and other asset management decisions on asset criticality, condition, performance, available funding, safety considerations, and on the evaluation of alternatives that consider full lifecycle benefits, costs, and risks; and
-  Maintain an agency-wide TAMP, in coordination with MDOT MTA safety policies and plans.

Federal Requirements Addressed by This TAMP



Asset Management Policy
(Directive)



SGR Investment Prioritization
Tool/Process (TERM Lite)



Asset Inventory



Prioritized SGR Capital Projects



Asset Condition Estimates



Key Asset Management Activities
(Improvement Projects)



Performance Measures
and Targets



Implementation Resources
(Money, Personnel, etc.)



Asset Management
Strategies



Continual Improvement Process

TAMP Strategy Framework

Mission Commitment	TAM Vision Element	Objective(s)
Safety	Safety	<ul style="list-style-type: none"> Reduce safety risks, accidents, incidents
Efficiency	Accountability	<ul style="list-style-type: none"> Meet legal/regulatory requirements; Increase agency's overall asset management maturity
	Sustainability	<ul style="list-style-type: none"> Reduce impact on air, water and land
	Fiscal Responsibility	<ul style="list-style-type: none"> Minimize costs, maximize revenue
Reliability	Operational Performance	<ul style="list-style-type: none"> Increase reliability, availability and on-time performance Mitigate natural and man-made risks
	Resiliency	<ul style="list-style-type: none"> Decrease post-incident recovery time
Customer Service	Customer Service	<ul style="list-style-type: none"> Maintain ridership and reduce customer complaints



TAMP Implementation Strategies

- Maintain asset inventories
- Employ an enterprise risk management approach
- Monitor asset condition
- Optimize preventative maintenance of critical assets
- Employ an asset management maturity assessment tool
- Employ a sustainability strategy
- Employ an asset resiliency strategy
- Prioritize asset investments
- Consider Total Cost of Ownership in investment decisions
- Enhance enterprise data management
- Enhance enterprise performance management
- Enhance agency communications and transparency

MDOT MTA

Performance measures & targets

Revenue Vehicle Performance Targets

% of vehicles at or past their useful life benchmark

Mode	Asset Class (NTD)	2017 Target	2018 Target	2019 Target
Bus	Bus (40')	4.7%	4.7%	0.00%
Bus	Bus (60')	0.00%	0.00%	0.00%
Light Rail	Light Rail Vehicle	0.00%	0.00%	0.00%
Metro	Heavy Rail	88.9%	88.9%	88.9%
MARC	Locomotive	0.00%	0.00%	0.00%
MARC	Passenger Coach	0.00%	0.00%	0.00%
Mobility	Cutaway Bus	0.00%	0.00%	0.00%
Mobility	Vans	0.00%	0.00%	0.00%
Mobility	Automobile	4.4%	4.4%	4.4%

Non-Revenue Vehicles

% of vehicles at or past their useful life benchmark

Asset Class (NTD)	2017 Target	2018 Target	2019 Target
Steel Wheel Vehicles	61.1%	61.1%	61.1%
Other Rubber Tire Vehicles (Service)	54.4%	54.4%	54.4%

Facilities & Facilities-Based Equipment

% of facilities rated below condition “3” on the TERM scale

Asset Class (NTD)	2017 Target	2018 Target	2019 Target
Administrative Facility	21%	21%	21%
Maintenance Facility	65%	65%	50%
Passenger Facility	17%	17%	17%
Parking Lot	58%	58%	50%

** Estimates currently based on age of each facility’s components. Per NTD requirements MDOT MTA is completing physical inspections at a rate of 25% of facilities over a four year period starting in 2018.*

Guideway Performance Targets

% of guideway under performance restriction

Mode	2017 Target	2018 Target	2019 Target
MARC	3.50%	3.50%	3.50%
Metro	3.50%	3.50%	3.50%
Light Rail	5.80%	5.80%	5.80%

Thank You

Holly T Arnold

Director of Planning and Capital Programming

410-767-3027

harnold@mta.maryland.gov

Justin Barclay

Program Manager, MDOT MTA Transit Asset Management

410-767-3759

jbarclay@mta.maryland.gov