
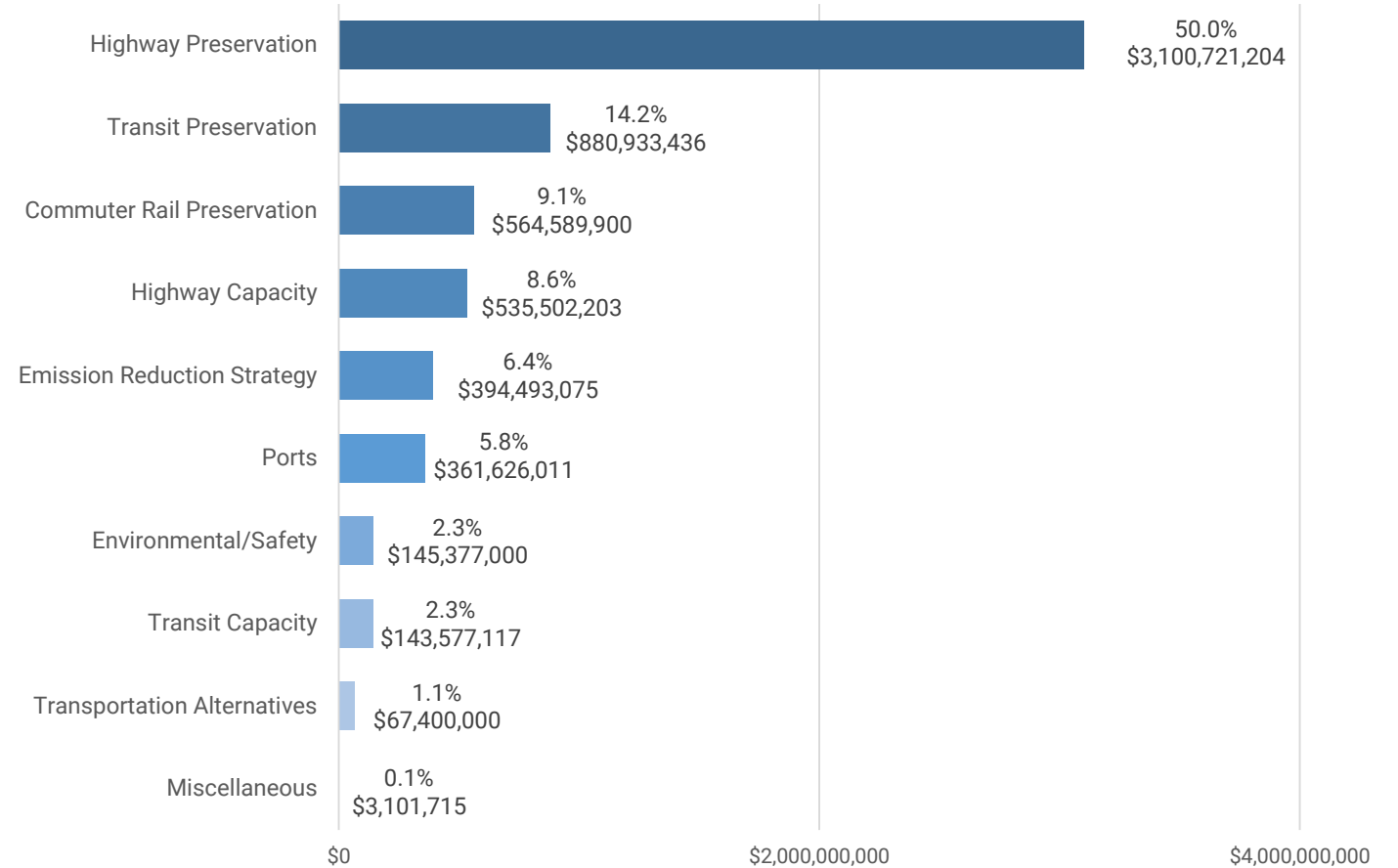
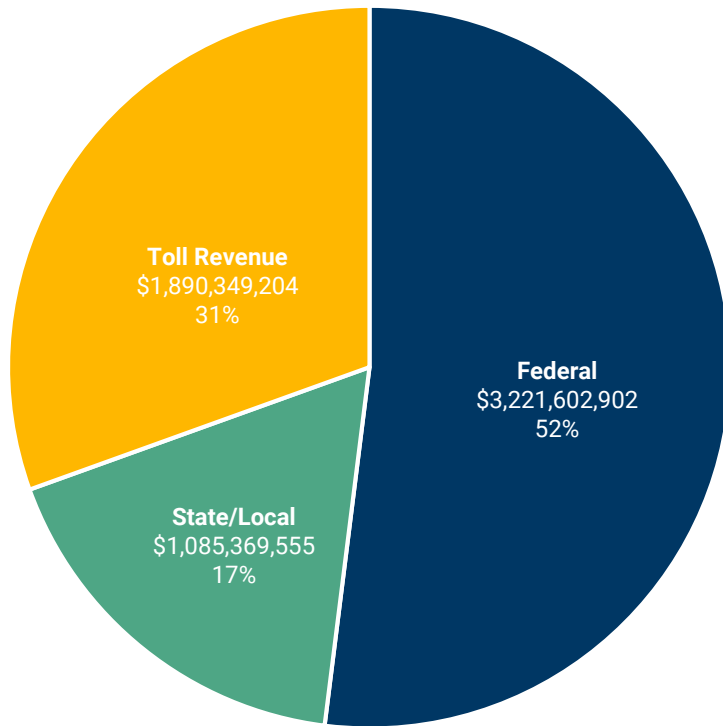


Overview of the 2026-2029 TIP

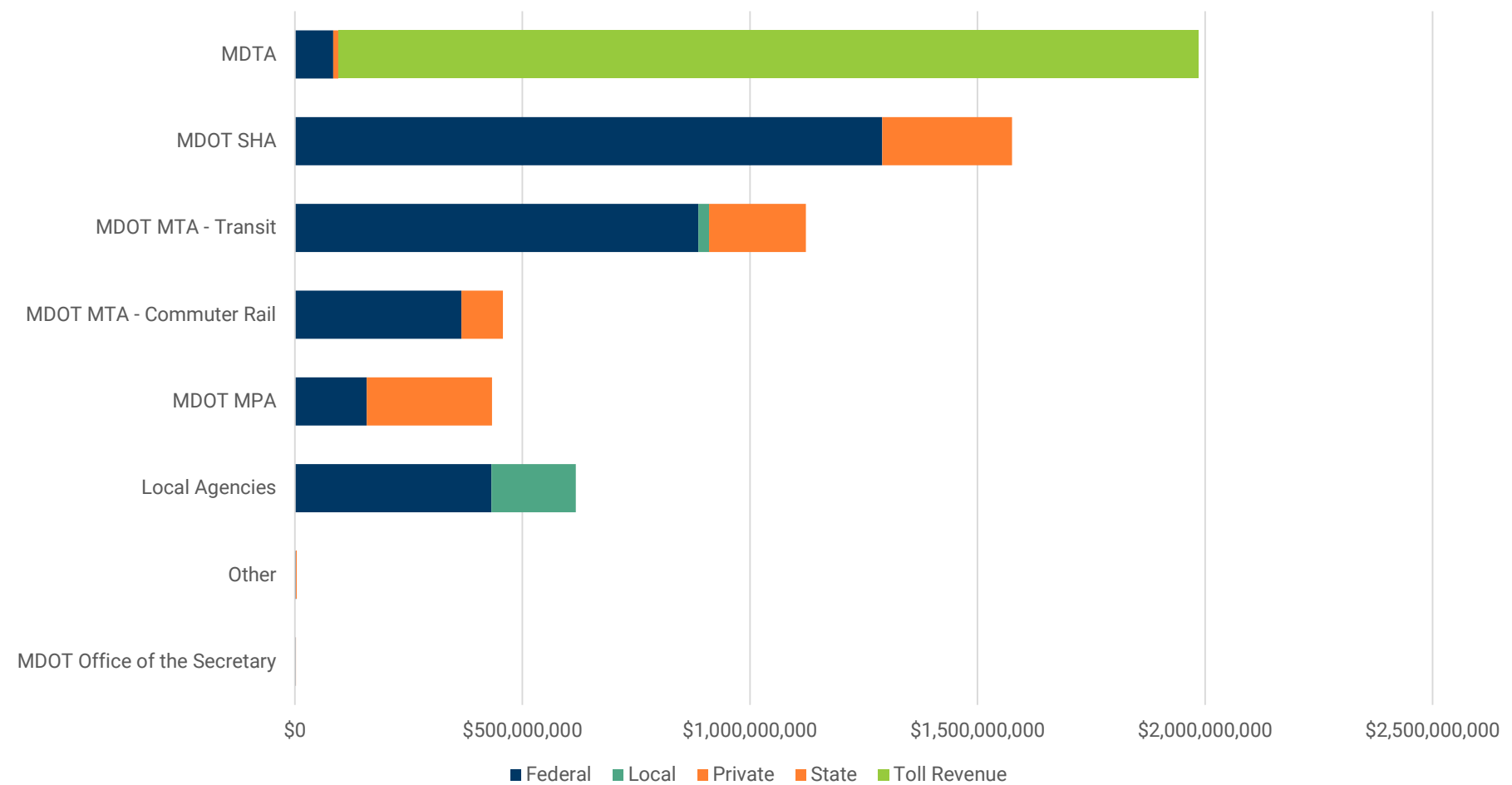
- **172 federally-funded and regionally significant projects**
 - 9 are new projects
- **\$6.2 billion in proposed federal, state, local, and toll funds**
 - \$3.22 billion federal; \$1.08 billion state/local
 - highway, transit, bicycle and pedestrian projects
 - maintaining, operating and expanding the transportation system
- **Projects support long-range transportation goals**
 - for example: safety, prosperity and economic opportunities and environmental responsibilities
- **Funding limited**
 - Programmed funds cannot exceed what is reasonably expected to be available from local, state, and federal sources



Funding in the 2026-2029 TIP



Funding in the 2026-2029 TIP



Safety & TIP Projects

Transit Safety Projects

Project	Federal	Matching	Total TIP Funds
MARC Improvements	\$138,251	\$34,562	\$172,814
MARC Rolling Stock Overhauls and Replacement	\$175,543	\$43,885	\$219,429
Bus and Paratransit Vehicle Overhaul and Replacement	\$60,035	\$10,900	\$70,935
Bus and Rail Preventive Maintenance	\$216,874	\$54,218	\$271,092
Metro and Light Rail Rolling Stock Overhauls and Replacement	\$139,492	\$34,562	\$174,365
Small Urban Transit Systems - Capital Assistance	\$19,800	\$5,190	\$24,990
Urban Transit Systems - Capital Assistance	\$3,732	\$936	\$4,668
State Safety Oversight (MDOT TSO)	\$1,600	\$800	\$2,400
Funding Total (in \$1,000s)	\$755,327	\$185,053	\$940,693

Highway Safety Projects

Agency	Project	HSIP Federal	HSIP Matching	Total TIP Funds
Anne Arundel County	Vision Zero Pedestrian and Bicycle Count Program	\$67	\$7	\$75
Baltimore City	2022 Pedestrian & Roadway Safety Improvements	\$2,790	\$310	\$3,100
Baltimore City	2023 Pedestrian & Roadway Safety Improvements	\$2,540	\$260	\$2,800
MDOT SHA	Areawide Environmental Projects	\$2,240	\$560	\$2,800
MDOT SHA	Areawide Resurfacing And Rehabilitation	\$15,920	\$3,810	\$19,730
MDOT SHA	Areawide Safety And Spot Improvements	\$74,400	\$18,600	\$93,000
MDOT SHA	Areawide Urban Reconstruction	\$4,365	\$485	\$4,850
Funding Total (in \$1,000s)		\$102,322	\$24,032	\$126,355

Safety & TIP Projects

Transit Safety Projects

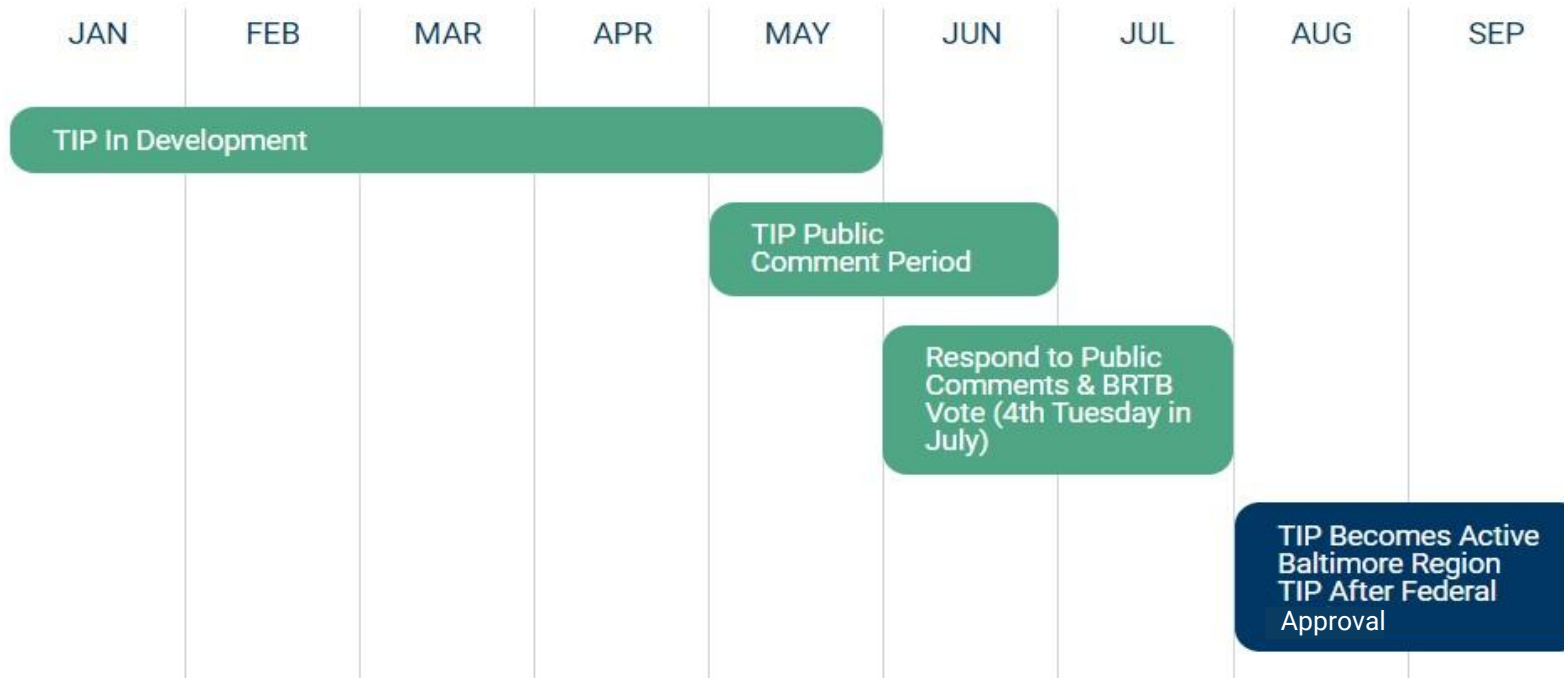
Project	Federal	Matching	Total TIP Funds
MARC Improvements	\$138,251	\$34,562	\$172,814
MARC Rolling Stock Overhauls and Replacement	\$175,543	\$43,885	\$219,429
Bus and Paratransit Vehicle Overhaul and Replacement	\$60,035	\$10,900	\$70,935
Bus and Rail Preventive Maintenance	\$216,874	\$54,218	\$271,092
Metro and Light Rail Rolling Stock Overhauls and Replacement	\$139,492	\$34,562	\$174,365
Small Urban Transit Systems - Capital Assistance	\$19,800	\$5,190	\$24,990
Urban Transit Systems - Capital Assistance	\$3,732	\$936	\$4,668
State Safety Oversight (MDOT TSO)	\$1,600	\$800	\$2,400
Funding Total (in \$1,000s)	\$755,327	\$185,053	\$940,693

Highway Safety Projects

Agency	Project	HSIP Federal	HSIP Matching	Total TIP Funds
Anne Arundel County	Vision Zero Pedestrian and Bicycle Count Program	\$67	\$7	\$75
Baltimore City	2022 Pedestrian & Roadway Safety Improvements	\$2,790	\$310	\$3,100
Baltimore City	2023 Pedestrian & Roadway Safety Improvements	\$2,540	\$260	\$2,800
MDOT SHA	Areawide Environmental Projects	\$2,240	\$560	\$2,800
MDOT SHA	Areawide Resurfacing And Rehabilitation	\$15,920	\$3,810	\$19,730
MDOT SHA	Areawide Safety And Spot Improvements	\$74,400	\$18,600	\$93,000
MDOT SHA	Areawide Urban Reconstruction	\$4,365	\$485	\$4,850
Funding Total (in \$1,000s)		\$102,322	\$24,032	\$126,355

TIP Development Process

- Closely coordinated with the state's planning process
- All projects updated and new projects submitted



TIP Projects and LRTP Goals/Strategies

Regional Transportation Goals

Improve System Safety

Make conditions safer for pedestrians, bicyclists, transit riders and operators, and motorists.

Improve and Maintain the Existing Infrastructure

Improve the conditions of existing transportation facilities; systematically maintain and replace transportation assets as needed.

Improve Accessibility

Help people of all ages and abilities to access specific destinations.

Increase Mobility

Help people and freight to move reliably and efficiently.

Conserve and Enhance the Environment

Pass on to future generations the healthiest natural and human environments possible.

Improve System Security

Provide a secure traveling environment for everyone; improve the region's ability to respond to natural and man-made disasters.

Promote Prosperity and Economic Opportunity

Support the revitalization of communities, the development of activity centers, and the movement of goods and services.

Foster Participation and Cooperation Among Stakeholders

Enable all interested and affected parties to participate and cooperate to find workable solutions.

Promote Informed Decision Making

Ensure that adopted transportation policies and performance measures guide the regional decision making process.

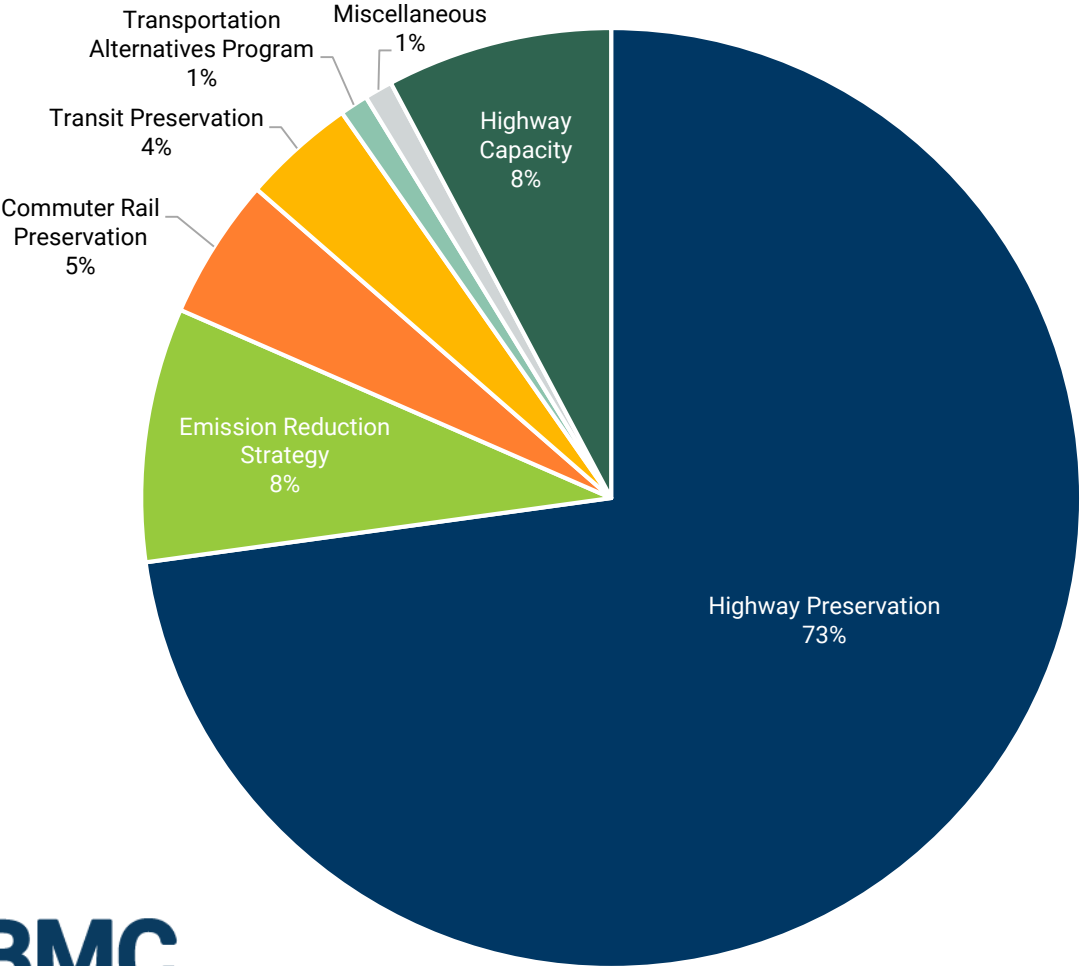
- Developed in the Long-Range Transportation Plan (LRTP)
- Ensure every project connects to the goals of the LRTP
- **Goals:** Broad aspirations or guiding principles for the region (improve system safety)
- **Strategies:** An approach or policy to help the region implement a goal (eliminate hazardous or substandard conditions in high-crash locations and corridors)

Connection to Long-Range
Transportation Planning Goals

2.A Improve and Maintain the Existing Infrastructure -- Preserve and maintain the condition of roadway and transit systems through performance based planning and programming
1.C Improve System Safety -- Improve safety in all modes through traffic & transit system mgt., communications, governance and policies

How the LRTP goals appear on each project sheet in the TIP

Long-Term Transportation Goals – Improving System Safety



Highway Preservation	75
Emission Reduction Strategy	9
Commuter Rail Preservation	5
Transit Preservation	4
Transportation Alternatives Program	1
Miscellaneous	1
Highway Capacity	8

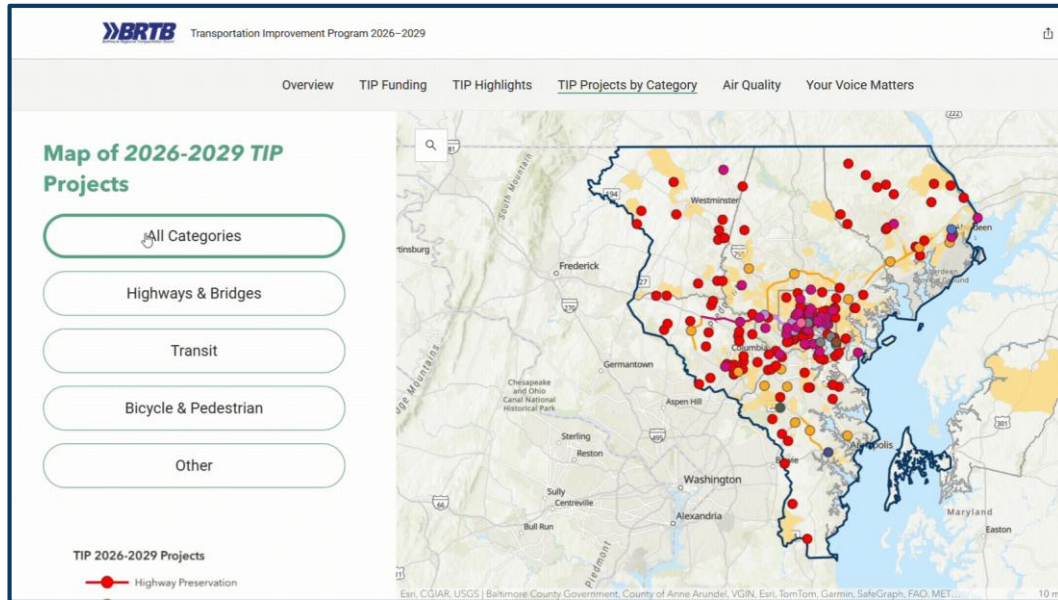
Air Quality Analysis

- The Baltimore region does not meet the national air quality standards (NAAQS) for ozone and must review its transportation plans and programs to ensure conformity with the air quality levels set by the State
- The report concluded that projects in the draft 2026-2029 TIP:
 - pass the air quality determination
 - will show emission levels necessary to demonstrate conformity to the ozone standard
 - will not worsen existing air quality violations

For more information, see the full Air Quality Conformity Document [here](#).



Your Region, Your Voice



- **Comment Period:** Open through June 15
 - Projects are submitted by the local jurisdictions as well as state agencies like MTA or SHA
 - Public comment allows BRTB members to have a sense of opinion across the region on the transportation system
- For more information about projects, find:
 - A recorded overview of the TIP and Air Quality Report on the [PublicInput page](#)
 - A [StoryMap](#) with an interactive map giving detailed information on all 172 projects and TIP funding

For More Information

Ndemazea Fonkem | Transportation Program Analyst (TIP)

410-732-0500 x1039 | nfonkem@baltometro.org | www.baltometro.org

Anna Marshall | Senior Transportation Planner (AQ)

410-732-0500 x1050 | amarshall@baltometro.org | www.baltometro.org

